



## Harnessing Sustainable Energy

**Energy Efficiency is the Key for Sustainable Development**


Abhay Bakre

**Financing Renewables in India**

P C Maithani

**Geo-Thermal and Ocean Energy Technologies**

Anubhav Uppal



**SPECIAL ARTICLE**

**Steps to Achieve India's Solar Potential**

Sumant Sinha


**FOCUS**

**Tapping Sustainable Energy Alternatives**

N Bhadrans Nair



# Our Rich Gandhian Literature



## Publications Division

Ministry of Information & Broadcasting, Government of India

For placing orders, please contact:

Ph : 011-24367260, 24365610, e-mail: [businesswng@gmail.com](mailto:businesswng@gmail.com)

To buy online visit: [www.bharatkosh.gov.in](http://www.bharatkosh.gov.in)

e-version of select books available on Amazon and Google Play

website: [www.publicationsdivision.nic.in](http://www.publicationsdivision.nic.in)

Follow us on twitter  @DPD\_India

**May 2019**

Volume-63



**YOJANA**  
Since 1956 A DEVELOPMENT MONTHLY

*Let noble thoughts come to us from all sides  
Rig Veda*

CHIEF EDITOR  
**SHAMIMA SIDDIQUI**

SENIOR EDITOR  
**SHYAMALA MANI IYER**

EDITORS  
**MANOGYAN R. PAL**  
**ANKITA YADAV**

JOINT DIRECTOR (PRODUCTION)  
**VINOD KUMAR MEENA**

COVER DESIGN  
**GAJANAN PRALHADRAO DHOPE**

**OUR REPRESENTATIVES**

Ahmedabad: Janhavi Patel, Bengaluru: B.K. Kiranmai  
Bhubaneswar: Girish Chandra Dash, Chennai:  
Sanjay Ghosh, Hyderabad: Vijayakumar Vedagiri,  
Jalandhar: Gagandeep Kaur Devgan, Kolkata:  
Khurshid Malik, Mumbai: Umesh Sadashivarao  
Ujgare: Thiruvananthapuram: Roy Chacko

**Chief Editor's Office** : Room No. 660, Soochna  
Bhawan, CGO Complex, Lodhi Road New Delhi  
110 003 **Phone**: 24362971

**Yojana (English)**: Room No. 647, Soochna Bhawan,  
CGO Complex, Lodhi Road, New Delhi - 110 003.  
**E-mail (Editorial)** : yojanace@gmail.com

**YOJANA** seeks to provide a vibrant platform for  
discussion on problems of social and economic  
development of the country through in-depth  
analysis of these issues in the wider context of  
government policies. Although published by  
the Ministry of Information and Broadcasting,  
**YOJANA** is not restricted to expressing the official  
point of view.

**DISCLAIMER**: The views expressed in various  
articles are those of the authors' and they do not  
necessarily reflect the views of the Government  
or the organisation they work for. • Maps/flags  
used in the articles are only indicative. They don't  
reflect the political map or legal representation  
of the flag of India/any other country. • The  
readers are requested to verify the claims  
made in the advertisements regarding career  
guidance books/institutions. **YOJANA** does not  
own responsibility regarding the contents of the  
advertisements.

**SUBSCRIPTION**

1 year ₹ 230, 2 years ₹ 430, 3 years ₹ 610.

For new subscriptions, renewals and  
complaints, please contact : Ph: 011 24367453  
or e-mail your queries to : [pdcjucir@gmail.com](mailto:pdcjucir@gmail.com)

**Business Manager (Hqs.)** : SURYA KANT  
SHARMA **Phones**: 011-24367260, 24365609,  
24365610 Publications Division, Room No. 48-53,  
Soochna Bhawan, CGO Complex, Lodhi Road, New  
Delhi 110 003.



**IN THIS ISSUE**

**ENERGY EFFICIENCY IS THE KEY  
FOR SUSTAINABLE DEVELOPMENT**  
Abhay Bakre ..... 7

**FOCUS**

**TAPPING SUSTAINABLE ENERGY  
ALTERNATIVES**  
N Bhadrn Nair ..... 11

**FINANCING RENEWABLES IN INDIA**  
P C Maithani ..... 15

**SPECIAL ARTICLE**

**STEPS TO ACHIEVE INDIA'S SOLAR  
POTENTIAL**  
Sumant Sinha ..... 20

**GEO-THERMAL AND OCEAN  
ENERGY TECHNOLOGIES**  
Anubhav Uppal ..... 24

**BIOGAS—A STORY UNTOLD**  
Richa Mishra ..... 30

**DRIVING A GREEN TRANSITION  
FOR THE ENVIRONMENT**  
Venkatesh Dwivedi ..... 33

**INDIA'S CONUNDRUM: ALIGNING  
EMISSION MITIGATION WITH  
DEVELOPMENT**  
Ritu Mathur, Garima Vats,  
Swapnil Shekhar ..... 37

**CLIMATE CHANGE: CHALLENGES  
AND OPPORTUNITIES**  
Urmi A Goswami ..... 44

**FORESTS AND WATER-  
CONSERVATION  
AND SUSTAINABLE DEVELOPMENT**  
Savita ..... 51

**REGULARS**

**DO YOU KNOW?**

E-waste Management ..... 19

**No. of Pages 60**

**Sales Emporia**

New Delhi	Soochna Bhawan, CGO Complex, Lodhi Road	110003	011-24365610
Delhi	Hall No.196, Old Secretariat	110054	011-23890205
Navi Mumbai	701, B Wing, 7th Floor, Kendriya Sadan, Belapur	400614	022-27570686
Kolkata	8, Esplanade East	700069	033- 22486696
Chennai	'A' Wing, Rajaji Bhawan, Basant Nagar	600090	044-24917673
Thiruvananthapuram	Press road, Near Govt. Press	695001	0471-2330650
Hyderabad	204 II Floor CGO Towers, Kavadi Guda, Secunderabad	500080	040-27535383
Bengaluru	1st Floor, 'F' Wing, Kendriya Sadan, Koramangala	560034	080-25537244
Patna	Bihar State Co-operative Bldg, Ashoka Rajpath	800004	0612-2675823
Lucknow	Hall No 1, 2nd floor, Kendriya Bhawan, Sector-H, Aliganj	226024	0522-2325455
Ahmedabad	2nd Floor, Akhandanand Hall, Bhadra, Mother Teresa Road	380001	079-26588669





# Bharatiya Vidya Bhavan

Promoting Education, Art, Culture and Moral Values since 1938

## CAREER IN TELEVISION



### Join One Year Job Oriented Professional Diploma Course at Bharatiya Vidya Bhavan's Film, TV & Animation Studies (BVBFTS)

**1 YEAR DIPLOMA AFTER 12th**

**1 YEAR PG DIPLOMA LEADING TO M.A.**

#### ANIMATION FILM MAKING - AFM



To work with Animation Industry, TV Channel for Graphics, Animation and Special Effects. Work on Freelance basis with any Production House, Architect, Builder or Ad Film Maker.

#### RADIO & TV JOURNALISM - RTVJ



To work as TV Journalist, Reporter, News Reader, TV Anchor, Researcher, Content Writer, Production Executive, Voice Over Artist etc. with any TV News Channel.

#### VIDEO CAMERA AND LIGHTING - CMR



To work as a Cameraman with any TV Channel and Production House. Can work as a Freelance Cameraman or can start business of Videography.

#### DIRECTION & SCRIPT WRITING - DRS



To work as TV Director, Script writer, Researcher, Voice Over Artist with any TV Channel, Production House or Radio station. Can start business of TV Production from home.

#### ELECTRONIC MEDIA (RJ/VJ) - EMD



To work as a Video Jockey (VJ), Radio Jockey (RJ), TV Presenter, Assistant in TV Channel and TV Production House. Can work as Freelance TV Artist.

#### RADIO & TV PRODUCTION - TVP



To work as TV Producer, cameraman, video editor, sound recordist with any TV channel or production house. Can work as a freelance producer on assignment basis.

#### PROFESSIONAL PHOTOGRAPHY - PHT



To work as a Photographer in Newspaper, Magazine, Advertising Agency etc. Can start his/her own business of Studio, Photography Shop and Freelance work.

#### ★ 10 REASONS TO JOIN BVBFTS ★

1. BEST PRACTICAL TRAINING in fully equipped TV Studio and Computer Lab. Every year students collectively produce more than 200 Video Projects.
2. BVBFTS education policy is 'LEARNING BY DOING' and course curriculum is 'Industry Oriented'.
3. EXCELLENT PLACEMENT RECORD. Every TV Channel and Film Studio in Delhi and Mumbai has working professionals trained at BVBFTS.
4. Most AFFORDABLE FEE structure. Fee is payable in four installments.
5. INTERNSHIP IS PROVIDED to almost every student which helps them to get early placement in the industry.
6. Annual STUDY TOUR organized to boost-24 hours working capability, communication skill and team spirit.
7. Annual COMMUNITY DEVELOPMENT programme is organized within villages of Uttarakhand to see Real India and understand needs of Real Indians.
8. Value Based Education to make good Human being. BVBFTS provides training in LIFE MANAGEMENT.
9. Bharatiya Vidya Bhavan is very REPUTED ORGANIZATION, with more than 80 years of existence.
10. CONVENIENT LOCATION near Mandi House Metro Station.

#### VIDEO EDITING & SOUND REC. - EDT



To work as a Video Editor with any TV Channel and Production House. Can work as a Freelance Video Editor or can setup Video Editing Studio at home.

#### ACTING FOR TELEVISION - ACT



Can take up assignments as TV Actor with Production Houses and Private Film Makers. Can work as a TV Presenter, Anchor and Freelance TV Artist.

#### WEEKEND 1 YEAR CERTIFICATE COURSES

#### PHOTOGRAPHY & TELEVISION - SPT



Classes on Every Sunday. Learn Digital Photography, Video Camera handling & TV Production with practicals, to work in TV Channel or start your own business.

#### COMPUTER APPLICATION - SCA



Classes once in a week. Learn one to one on Computer - Graphics, Multimedia, Video Editing etc. to make career in Computer. Duration - 3 to 9 months.



#### ADMISSION THROUGH ENTRANCE TEST BHARATIYA VIDYA BHAVAN

Film, TV & Animation (BVBFTS)  
K.G.Marg, New Delhi - 110001  
Nearest Metro Station : Mandi House  
Tel: 011- 23389449, 23388021  
Apply on-line - [www.bvbfts.com](http://www.bvbfts.com)



Bharatiya Vidya Bhavan was established in 1938 as a Trust, Education Society and Non-profit Organisation. For the yeoman services rendered, the Bhavan has been recognised as an 'Institute of National Eminence' by Govt. of India and is also the recipient of 'Communal Harmony Award', 'Rajiv Gandhi Award for National Integration' and the 'International Gandhi Peace Prize'.





## Meeting Future Energy Needs

**S**ustainable and renewable energy sources are a crucial strategic national resource. Creating environment friendly development programmes is one of the most challenging tasks for most modern governments. Harnessing sustainable energy resources becomes important while planning for energy programmes. And hence, meeting the nation's energy requirements is high on the agenda of any government. Renewable energy sources contribute to a nation's sustainable growth trajectory, in addition to protecting the environment, promoting investment and conserving ecology.


India, like most other countries, has a very high dependence on fossilized fuels for its energy requirements. The other major energy source is coal. It is generally accepted that fossilized fuels are liable to be exhausted as they are not replenishable. And, thermal plants are highly polluting. At the same time, the need for energy is increasing at an alarming rate. Whether it is industrial energy, household energy or vehicular energy, the demand is more than the capacity. Hence the need of the hour is increased energy supply, which is replenishable and at the same time does not damage the environment.

India's Intended Nationally Determined Contributions centre around promotion of clean energy, especially renewable energy; enhancement of energy efficiency; safe, smart and sustainable green transportation network; abatement of pollution and India's efforts to enhance carbon sink through creation of forest and tree cover. Solar energy, bio-gas, geo-thermal energy and ocean energy are some clean energy sources that may help mitigate the ill-effects of environmental pollution. While energy harnessed from oceans is still in a nascent stage in India, geo-thermal energy seems a more viable renewable energy technology that has the potential to provide clean energy for both electric power production and direct heat applications.

Bio-gas as an energy source can be a boon to rural India. Bio-gas energy can not only ease the energy situation in rural areas but also ensure waste recovery – both agriculture waste and dairy waste.

Other more well-known energy sources, like solar and wind energy are in use in some parts of the country. But financing renewable sources is a major issue. Financial assistance in the form of low-interest rate, long-term loan guarantees are some available means of addressing the high capital costs of creating renewable energy sources. Institutional finance is also one way of solving this problem.

As on date, India is heavily dependent on imported oil and gas as well as coal to meet its energy requirements. But concerted efforts are on, at the same time, to harness renewable energy sources and so that India is able to honour its commitments as per the Paris Accord on Climate Change.





Our Heartiest Congratulations to all  
Successful Candidates of UPSC CSE 2018

Selections from our

## Interview Guidance Programme



Akshat Jain (R-2)



Junaid Ahmad (R-3)



Shreyans Kumar (R-4)



Srushti J. Deshmukh (R-5)



Rahul Jain (R-21)



Deeksha Jain (R-22)



Rishab C A (R-23)



Anuraj Jain (R-24)



Amritpal Kaur (R-44)



Sumit Kumar (R-53)



Chahat Bajpai (R-59)



Akash Bansal (R-76)



Aparajita S. S. (R-82)



Ayushi Singh (R-86)



Sawan Kumar (R-89)



Amit Kumar (R-91)



Veer P. Singh (R-92)



Jivani K. N. (R-94)



Shivendu B. (R-120)

and  
many  
more...

An initiative of



## Current Affairs Crash Course

For Prelims 2019

English Medium

STARTING

Classroom Prog.

8<sup>th</sup> April

Online Prog.

14<sup>th</sup> April

Free for aspirants who have appeared in CSE Mains 2018  
3 free demo classes (registration required)  
Discount available for Drishti Students

To Register

Type <CA ENG> and send SMS/  
WhatsApp to 8448898679



Or visit [www.drishtias.com/eng](http://www.drishtias.com/eng)

641, Dr. Mukherjee Nagar, Delhi-9 Ph: 8750187501

## Distance Learning Programme (DLP)

for UPSC CSE 2019 Examination

GS (Prelims)	18 GS + 3 CSAT Booklets
GS (Mains)	18 GS Booklets
GS (Prelims + Mains)	36 GS + 3 CSAT Booklets

for UPPCS Mains 2018 Examination

19 GS + 1 Essay +  
1 Compulsory Hindi Booklets

Buy Now At [www.drishtias.com](http://www.drishtias.com)

Or Call 8448485520

8448485517,  
87501-87501,  
011-47532596

YE-862/12/2018



# Energy Efficiency is the Key for Sustainable Development

*Abhay Bakre*

**I**n India the electrification of households has taken place on a massive scale and demand for energy has increased. One of the key reasons for this has been the growing population. Another, is the enormous increase in energy intensive economic activities. As the conventional sources of energy are reducing and the renewable sources are under developing phase, improving energy efficiency at all levels of the energy spectrum is the cost-effective and quick solution to address this problem.

There is a direct relation between energy, environment and sustainable development. A country seeking sustainable development ideally must utilize only those energy resources which have minimal environmental impact. Some of the concerns regarding the limitations imposed on sustainable development by environmental emissions and their negative impacts can in part be overcome through increased energy efficiency. The government, through Nationally Determined Contributions has aimed to reduce emission intensity of GDP to 33-35 per cent below what it was in 2005 by 2030. However, to

**Consumer appliances are one of the important areas of energy consumption. Daily household electronic appliances like AC, Microwave, Washing Machine etc., are included in this sector. A lot of initiatives are being taken to reduce the energy consumption and to enhance the technology for energy efficiency in consumer durable sector.**



The author is Director General, Bureau of Energy Efficiency.

achieve this target, there is a need for a concerted move to ensure increased energy efficiency especially in 3 sectors-

- Industrial sector
- Real estate
- Consumer appliance

### Industrial Sector

Industrial sector continues to be the highest energy consuming domain where energy conservation would play a vital role. There is also huge potential for energy conservation and technology enhancement for efficiency in key intensive industries. With an aim of energy efficiency improvement, Bureau of Energy Efficiency (BEE) is implementing Perform, Achieve and Trade (PAT) scheme under the National Mission for Enhanced Energy Efficiency (NMEEE).

#### Perform Achieve and Trade (PAT)

It is a regulatory instrument to reduce specific energy consumption in energy intensive industries, with an associated market based mechanism to enhance the cost effectiveness through certification of excess energy saving which can be traded. PAT cycle- I had 478 DC's covering total 8 sectors including Aluminum, Cement, Chlor-Alkali, Fertilizer, Iron & Steel, Paper & Pulp, Thermal Power Plant, Textile, which were mandated to reduce their specific energy consumption (SEC) i.e. energy used per unit of production. Overall, the SEC reduction targets envisaged to secure an energy saving of 6.686 million tonne of oil equivalent (mtoe). The implementation of PAT in designated industries has led to energy saving of 8.67 MTOE in year 2015 which is about 1.25 per cent of total primary energy supply to the country in the "first cycle". This energy saving also translates into mitigating about 31 million tonne of CO<sub>2</sub> emission.

The energy savings of the Designated Consumers (DCs) of PAT Cycle-I have been converted to tradable Energy Saving Certificates (ESCerts). About 38.25 lakh ESCerts had been issued to 306 designated



consumers while 110 Designated Consumers have to purchase about 14.25 lakh for their compliance. The total volume of ESCerts traded by 2018 was about 12.98 lakhs resulting into a business of about INR 100 crores.

The "second cycle" of PAT was notified in March, 2016 covering 621 DCs from 11 sectors which include eight existing sectors and three new sectors, viz. Railways, Refineries and DISCOMs. PAT in its second cycle seeks to achieve an overall energy consumption target of 8.869 MTOE. Since PAT scheme is currently based on a rolling cycle i.e. inclusion of new sectors/designated consumers every year, the "third cycle" of PAT was notified in March 2017 and it seeks to achieve an overall energy consumption reduction of 1.06 MTOE for which SEC reduction targets have been assigned to 116 DCs from six energy intensive sectors. Targets for the "fourth cycle" of PAT have been notified in March 2018 under which 109 DCs have been notified from existing sectors and two new sectors i.e. Petrochemical and Commercial Buildings (Hotels) with an overall SEC reduction target of 0.6998 million tonne of oil equivalent. At present total 956 designated consumers belonging to 13 energy intensive sectors are under PAT cycles-II, III, IV and V undergoing implementation of energy efficiency projects to achieve the assigned targets.

### Real Estate Sector

The Bureau of Energy Efficiency (BEE) envisages a phased approach for developing an energy conservation code for the residential sector. The idea is to create a simple and implementable code focusing on building envelope which can be integrated with the existing building codes and bye-laws.

The design of the building envelope will have a direct impact on:

- Heat conduction through the roof, opaque wall and glazed windows
- Solar radiation gains through glazed windows
- Natural ventilation
- Day-lighting

The real estate sector consumes over 30 per cent of the total electricity consumption in India annually and is second only to the industrial sector as the largest emitter of greenhouse gases; of which around 75 per cent is used in residential spaces.

The building envelope thus will impact both the thermal comfort as well as electricity used for space conditioning. In this context, BEE has two programs (1) Eco Samhita, Energy Conservation Building Code for Residential Buildings, and (2) Labelling for Energy Efficient Homes.



## Eco Samhita (Energy Conservation Building Code for Residential Buildings)

The Eco-Niwas Samhita (Part I: Building Envelope) aims to set minimum building envelope performance standards to limit heat gains (for cooling dominated climates) and to limit heat loss (for heating dominated climate) as well as for ensuring adequate natural ventilation and daylighting. The code is applicable to all residential use building projects built on plot area  $\geq 500 \text{ m}^2$ . The code has been developed with special consideration for its adoption by the Urban Local Bodies (ULBs) into building bylaws. This strategy enables most of the new urban housing stock to be brought into the net for capturing the opportunities and the benefits of energy efficiency in residential buildings.

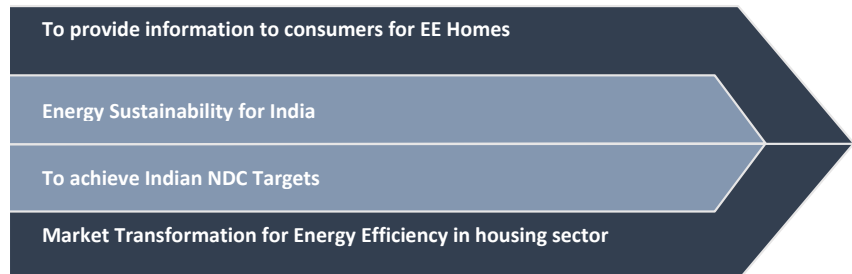
The Part I – Building Envelope Design is the first component of the Eco-Niwas Samhita, Building Code for Residential Buildings. Its early and immediate introduction was aimed at improving the construction and design of new residential building stock, as it is being built currently and in the near future, to significantly curtail the anticipated energy demand for comfort cooling in times to come. This critical investment in envelope construction and design made today will reap the benefits of reduced GHG emissions for the entire lifetime of the buildings.

The code is designed in a simple-to-apply format, requiring only arithmetic tabulation based on the architectural design drawings of the residential buildings. This will be usable by architects as well as engineers and will not require any specialized skills or simulation software. This also enables the Code to be readily adopted in the building bylaws and regulatory instruments such as Environmental Clearance for Large Projects.

### Labelling Programme for Energy-Efficient Homes

To enable consumers to compare building performances

from a sustainable energy point of view, a comprehensive labelling scheme is important. Energy labels help consumers to make efficient decisions through the provision of direct, reliable and cost less information. The objective of proposed labelling programme is mentioned below:



This is expected to save substantial energy through improving energy efficiency to houses nationwide. The estimated energy saving potential through proposed labelling program is around 388 BU by the year 2030.

In conjunction with this, the programme also brings up various ancillary benefits:

- It shall act as an embryo to stimulate the larger energy-efficient materials and technologies market. To seek the energy efficiency label, customers shall demand energy efficient building materials which in turn, would give enough impetus to suppliers to produce the same.
- After the implementation of the labelling mechanism, the housing value chain would encourage an additional set of professionals to expedite the complete process of residential label granting. This way, the labelling regime shall also be a stimulant for the Indian job market.
- It will also motivate material manufacturers to invest in energy-efficient material manufacturing in India.
- Labelling mechanism shall cause a reduction in energy bills. This will empower individuals with a greater disposable income that can be consumed at other avenues, saved for future contingencies or

invested for cash-generating asset creation for overall economic growth.

- It helps the nation in working towards the fulfilment of Global Sustainable Development Goals 7 of the United Nations: Affordable and Clean Energy.

### Consumer Appliances

Consumer appliances are one of the important areas of energy consumption. Daily household electronic appliances like AC, Microwave, Washing Machine etc. are included in this sector. A lot of initiatives are being taken to reduce the energy consumption and to enhance the technology for energy efficiency in consumer durable sector.

Bureau of Energy Efficiency (BEE) has been promoting energy conservation through optimum temperature settings for Air Conditioners. According to the study of BEE, one degree increase in the AC temperature setting results in saving of 6 per cent of electricity consumed. 24-26 degree Celsius default setting has been recommended by BEE for energy savings and also to reduce greenhouse gas emission.

Measures to promote advancement of technology and energy efficiency in Microwave Ovens which is becoming a popular household gadget, are also being taken. Savings of over 3.0 Billion units of electricity are estimated at consumer-end through adoption of Star Rated Microwave Ovens and Washing Machines by 2030. This would be equivalent to Green House Gases (GHG) reduction of 2.4 Million-ton of  $\text{CO}_2$  by the year 2030 through these recent initiatives. □

(E-mail: [abhaybak@gmail.com](mailto:abhaybak@gmail.com))



# LUKMAAN IAS

ONLINE/OFFLINE

Lead with Edge

# GS FOUNDATION

## FOR CSE 2020

**DURATION - 10 MONTHS**

**COMMENCE FROM 20 MAY**

### SPECIAL SEGMENT OF GS FOUNDATION

- ❖ 6 Days a Week Class
- ❖ Complete Study of Prelims & Mains
- ❖ Fortnight Class Test
- ❖ ED Class (Current Affairs on Every Sunday)
- ❖ CSAT Classes.
- ❖ Essay Test Series.
- ❖ Mentoring Based Prelims Test Series.
- ❖ Mentoring Based Mains Test Series.
- ❖ Fortnight Class Test for WSDP (Writing Skill Development Program)
- ❖ Printed Course Material (10 Booklet).
- ❖ Interview Guidance Program.

**SPECIAL  
FOCUS ON  
WRITING SKILL  
DEVELOPMENT**

## OPTIONALS

**10 JUNE PUBLIC ADMINISTRATION**  
- S. ANSARI

**LAW**  
- ADITYA TIWARI

10 JUNE

**03 JUNE SOCIOLOGY**  
- PRASHANT KAUSHIK

**GEOGRAPHY**  
- G. R. PATIL

03 JUNE

[enquiries@lukmaanias.com](mailto:enquiries@lukmaanias.com)

[www.lukmaanias.com](http://www.lukmaanias.com)

**011-45696019**

**9654034293**

# 15

GROUND FLOOR (OPP. MOTHER DAIRY) Old Rajinder Nagar New Delhi 110060

YE-1101/2018



# Tapping Sustainable Energy Alternatives

*N Bhadran Nair*

**W**hat is sustainable development? Sustainable development is “development that meets the needs of the present without compromising the ability of future generations,” which otherwise means “economic development that is conducted without depletion of natural resources.”

India, which became a sovereign nation, had to develop its agricultural resources and national infrastructure to meet sustenance of approximately 330 million people and take the country on a development trajectory. Until the 1970s, sustainable development had never attracted the imagination of the global community. At the 1972 UN Conference in Stockholm, the world body raised concerns for preserving

**According to World Health Organisation, climate change affects the social and environmental determinants of health – clean air, safe drinking water, food security and shelter. Between 2030 and 2050, climate change is expected to cause approximately 2,50,000 additional deaths every year from malnutrition, diseases like malaria, diarrhoea and heat stress. Its cost to health is estimated to be between 2-4 billion US dollars a year by 2030.**



and enhancing the environment and its biodiversity to ensure human rights for a healthy and productive world. The developing countries, including India, argued that their priority was development, whereas the developed countries made a case to bring environmental protection and conservation in the forefront of global agenda.

Ancient Indians had practised to live in harmony with nature – worship of nature and its creations has its roots in this doctrine. However, over the ages, we have plundered our natural resources, with scant regards to its sustainability. We forgot the dictum of our forefathers that the present generation is only a custodian of the natural resources

The author is Executive Editor, Indian Science Journal.

and has the responsibility to pass it on without depleting it, to our future generations.

As India raced to catch up with the developed world, it was caught in a vortex to bring development and energy security for self-sufficiency. At the same time, it could seamlessly join the environment bandwagon, as protection of nature was in our national DNA.

India has joined hands to 'fight against' global warming and climate change and brought in responsible changes in its development doctrine and energy generation and usage to bring down its contribution to global warming. In fact, today, India is at the forefront of global campaign against these phenomena.

India's energy requirement is being met primarily from conventional sources, like coal and oil. But with worldwide concern over the impact of fossil fuel on climate and global warming, India decided to tap alternatives that contribute less carbon emissions to the atmosphere.

Globally, there is a realisation on the need to move fast to find solutions to arrest climate change, which would trigger more intense storms, dangerous heat waves, more frequent and longer-lasting droughts and rising seas. It also has a direct effect on food production, livelihood, health and environment.

According to World Health Organisation, climate change affects the social and environmental determinants of health—clean air, safe drinking water, food security and shelter. Between 2030 and 2050, climate change is expected to cause approximately 2,50,000 additional deaths every year from malnutrition, diseases like malaria, diarrhoea and heat stress. Its cost to health is estimated to be between 2-4 billion US dollars a year by 2030.

Since climate change is the defining issue of the present times, the world body has taken the initiative

**India is a signatory to the landmark Paris Agreement on Climate Change, which has brought all nations to a common cause to undertake efforts to combat climate change through Nationally Determined Contributions (NDCs) and to strengthen these efforts in the years ahead.**

to reduce emissions of greenhouse gases through better transport, food and energy-use to bring in improved health, particularly reduced air pollution.

India is a signatory to the landmark Paris Agreement on Climate Change, which has brought all nations to a common cause to undertake efforts to combat climate change through Nationally Determined Contributions (NDCs) and to strengthen these efforts in the years ahead.

Emissions in India were estimated to have grown by 6.3 per cent in 2018, pushed by strong annual economic growth of around 8 per cent, according to recent projections by the Global Carbon Project. India was among the four major emitters in 2017 (7 per cent) along with China (27 per cent), the US (15 per cent) and

the European Union (10 per cent). The rest of the world contributed 41 per cent.

Coal is still the mainstay of Indian economy. Though global coal use is lower than its historical high, it is expected to grow in India, driven by growth in energy consumption. Its GDP and industrial production would continue to drive electricity demand and the expected electricity generation.

India has now embarked on a mission to bring down the share of fossil fuel in its energy basket, by tapping non-conventional sources. India being the founding nation of International Solar Alliance, has the leverage to switch over to cleaner energies and clean-up its smog-choked cities.

The National Solar Mission promotes ecologically sustainable growth, while addressing the country's energy security challenge and contribute to global effort to meet climate change.

India has set an ambitious renewable capacity expansion programme, with a projected growth of achieving 40 per cent of its total power generation from non-fossil fuel sources by 2030, to meet NDC target. The target would place India among the world leaders in renewable energy use.





If India develops its alternative and sustainable sources of energy, the country does not require crude imports. It has the alternative sources in abundance as crude substitution, according to scientists involved in energy research.

Crude import is a key factor in India's current account deficit (CAD), which currently is 49 billion dollars or 1.9 per cent of the Gross Domestic Product (GDP). The increasing CAD is a cause of concern for the country and if it crosses the threshold of 3 per cent of the GDP, it would badly affect the economic stability.

Besides, India's import is hugely affected by the geopolitical situation, like the threat of sanctions by the United States on imports from Iran, the second biggest supplier of crude to India.

Another technology that has been unveiled by Indian scientists is for conversion of sewage into biofuels. A sewage treatment plant (STP) launched in Delhi would convert 10 lakh litres of sewage into three tonnes of biofuel per day.

India has a huge potential for producing liquid and gaseous fuels from biomass. A strategy for gradual reduction of import dependency has been initiated, as the country would continue to remain vulnerable to international situations. The strategy targets to reduce import dependency by 10 per cent by 2022.

Besides biofuels, India has the potential to generate green energy from Solar, Wind, Geothermal, Ocean Thermal Energy, which are all non-carbon options and can help reduce carbon imports by demand substitution. Also hybrids are expected to emerge in the energy sector like Wind-Solar and Wind-Solar-Biofuels.

Road transport sector accounts for 6.7 per cent of India's Gross Domestic Product (GDP). Currently, diesel alone meets an estimated

**Another major source of environmental pollution is nuclear power generation. Nuclear plants create 50 per cent more thermal pollution than fossil fuel plants. The challenge India faces now is to improve energy access to modern energy at affordable price in a sustainable and responsible manner without sacrificing economic growth and social development to meet the aspirations of its burgeoning population.**

72 per cent of transportation fuel demand followed by petrol at 23 per cent and balance by other fuels such as CNG, LPG etc. for which the demand has been steadily rising.

The domestic crude oil production is able to meet only less than one fifth of the demand, while the rest is met from imported crude. India's energy security will remain vulnerable until alternative fuels to substitute/supplement petro-based fuels are developed based on indigenously produced renewable feedstock.

Though non-conventional sources of energy are not entirely without impact on environment, in comparison, it is the better option, being the lesser evil. Fossil fuels—coal, oil, and natural gas—do substantially more harm than renewable energy sources by most measures, including air and water pollution, damage to public health, wildlife and habitat loss, water use, land use and global warming emissions.

The extraction and utilization of coal have created a massive impact on environment with far reaching consequences. Nearly 65 per cent of India's electricity is generated from thermal power, for which the feedstock is invariably coal mined in India. Power generation through

the Boiler-Turbine route results in atmospheric pollution due to the release of particulate matter, carbon dioxide, sulphur and nitrous oxides.

The other major energy source is oil. Oil pollution is an inescapable fact of life in the 21st century, when the teeming millions depend on oil for various modes of transport. The process of extraction of oil, transportation and storage of oil cause enormous loss to the natural and human environment. India has set a target to phase out petrol and diesel driven vehicles by 2030.

Indian automotive sector is among the fastest growing industries in the world. By 2020, it is expected, the annual demand for passenger vehicles, commercial vehicles and two wheelers in the country will be 46.7 million, turning India into the third largest vehicle market in the world.

As per International Energy Agency (IEA) estimates, globally, transportation sector accounts for 30 per cent of worldwide energy consumption and is the second largest source of carbon dioxide emission contributing to 20 per cent of greenhouse gas. India's National Mission for Electric Mobility seeks to mitigate the adverse impact of economic development, by completely switching over to electric vehicles by 2030.

Another major source of environmental pollution is nuclear power generation. Nuclear plants create 50 per cent more thermal pollution than fossil fuel plants.

The challenge India faces now is to improve energy access to modern energy at affordable price in a sustainable and responsible manner without sacrificing economic growth and social development to meet the aspirations of its burgeoning population. ■

*(E-mail:nbnair9@gmail.com)*



# RAVINDRA'S IAS

"Launches"



आर्थिक रूप से कमजोर प्रतिभावान छात्र/छात्राओं के लिए IAS बनने का सुनहरा अवसर

## SUPER-100

(Result Oriented Programme)

ONLY FOR THOSE WHO WANT TO CRACK IAS EXAM

### National Talent Search Exam

### राष्ट्रीय प्रतिभा खोज परीक्षा

1st	Rank	1,00,000/-	Prize
2nd	Rank	51,000/-	Prize
3rd	Rank	31,000/-	Prize
4th	Rank	21,000/-	Prize
5th	Rank	11,000/-	Prize
6th-100	Rank	5,000/- each	Prize

Exam  
Date  
9 June  
2019

चयनित सभी 100 छात्र/छात्राओं को Cash Prize के साथ 3yr. या 1yr. Foundation Batch में निःशुल्क कक्षाएँ दी जाएगी।

One Year Foundation  
Batch for Graduates

Three Year Foundation Batch  
for 12th Pass & Under Graduates

For Registration Visit : [www.ravindrasinstitute.com](http://www.ravindrasinstitute.com) Registration Fee -100/-

102, 2nd Floor, 8-9, Ansal Building ,Near Chawla Restaurant, Mukherjee Nagar, Delhi-9



## 9953101176, 9990962858

YE-1103/2018



## Financing Renewables in India

*P C Maithani*

**F**or India, the success of the renewable energy sector will be crucial to meet its Nationally Determined Contribution (NDC) under the Paris

Agreement and its transition towards a sustainable future. In its NDCs, India has committed to reducing its greenhouse gas emissions intensity by 33 to 35 per cent below 2005 levels, and to achieving 40 per cent of its installed electric power capacity from non-fossil sources by 2030. Simultaneously, India has set an ambitious domestic target of 175 GW of renewable energy by 2022. The National Electricity Plan 2018 reaffirms further expansion to 275 GW by 2027. Undoubtedly, this is significant departure from business as usual and would entail a new paradigm with support mechanisms, facilitative policies and access to new technologies and investment.

As part of national efforts, India has embarked on an intensive renewable energy programme that covers a basket of applications, including grid power, off-grid power, modern cooking energy, thermal application in industry and many more. Over the period, renewable energy has emerged as a true multi-benefit system, combining ecological necessities with domestic priorities and economic opportunities. It addresses the complex challenges of energy security, energy access, growing energy demand and domestic



job creation. With 77 GW renewable energy capacity on ground and 54 GW at different stages of fruition, India is well on the way to realise the ambitious target of 175 GW by 2022. The policy landscape for renewable energy deployment is ever evolving in response to felt needs. The renewable energy projects are mostly being implemented in the private sector. The steps taken by the government to support the renewable energy sector include: fiscal and promotional incentives, such as capital subsidy, guidelines for transparent competitive bidding process, waiver of Inter State Transmission System (ISTS) charges and losses, viability gap funding (VGF), standards for deployment of

renewables systems and devices and permitting Foreign Direct Investment up to 100 per cent under the automatic route. By the year 2022, the renewable power share in the overall electric installed capacity is expected to reach 37 per cent. If large hydro is included, the share of non-fossil fuel electric installed capacity in the electricity mix would be around 48 per cent.

Over the period India has become a favourable investment destination for renewables. A variety of investors finance renewable energy projects in India, including institutions, banks and registered companies. Institutional investors are either state-owned, private or bilateral and multilateral

---

**Over the period, renewable energy has emerged as a true multi-benefit system, combining ecological necessities with domestic priorities and economic opportunities. It addresses the complex challenges of energy security, energy access, growing energy demand and domestic job creation. With 77 GW renewable energy capacity on ground and 54 GW at different stages of fruition, India is well on the way to realise the ambitious target of 175 GW by 2022.**

---

The author is Adviser, Ministry of New and Renewable Energy.

institutions. Among banks, both private sector and public sector banks are involved. In addition to registered companies, venture capital and private equity investors contribute to equity investments. Development Banks, like Indian Renewable Energy Development Agency (IREDA), continue to represent a key source of funds for renewables, particularly in project finance. The very liberal foreign investment policy allows foreign investors to enter into joint ventures with an Indian partner for financial and/or technical collaboration and for setting up of renewable energy-based power generation projects. The Indian renewable energy sector received approximately US \$3.2 billion in the form of Foreign Direct Investment (FDI) in recent years. A study report from CEEW, New Delhi has estimated that the percentage of FDI in renewables has almost doubled from its average value of 1.7 per cent since 2000 to 3 per cent in the year 2017-18 and this trend is expected to sustain given the ambitious Indian renewables target. There exist other provisions such as priority sector lending status for renewable energy for loans up to a limit of Rs 150 million to borrowers for solar, biomass, wind and micro-hydel power generation and also for renewable energy based public utilities like street lighting systems and remote village electrification.

Broad estimates suggest that additional investment in renewable plants for upto the year 2022 (without transmission lines) would be about US \$ 80 billion at today's prices (prices are declining; so actual would be less). Further an investment of around US\$ 250 billion would be required for the period 2023-2030. Thus, on annualized basis, investment opportunity for over US\$ 30 billion per year is expected to come up for the next decade and beyond.

Generally, grants and concessional finance both play a role in stimulating renewable energy investment, although their share is miniscule in total finance space in India. At present, concessional finance is mainly for strengthening transmission and distribution networks

and solar roof top sectors. KfW, Germany's concessional line of credit for Green Energy Corridor Project; World Bank, Asian Development Bank and New Development Bank for the solar roof top projects; and European Investment Bank (EIB) for financing renewables are on-going examples. As such, India's financing landscape is largely represented through mixture of equity and non-recourse debt as private sector dominates in renewable energy financing.

Notwithstanding, Venture Capital (VC) and Private Equity (PE) investments are also growing, albeit slowly. From the year 2017 onwards some of the wind companies have been successful in raising funds to expand their operations. Greenko Energy, an independent power producer based in Hyderabad, have raised US \$155 million in PE expansion capital from GIC, the sovereign wealth fund of Singapore and the Abu Dhabi Investment Authority. In addition, Hero

**The National Solar Mission has provisioned PSM for ensuring payment to the developers in case the distribution company falters in payment. Putting in place a well-structured PSM helps in lowering the off-takers risk and increasing investment attractiveness.**

Future Energies, an independent power producer company has raised US \$125 million in PE expansion capital from the International Finance Corporation (IFC) and the IFC Global Infrastructure Fund. Another company, Clean Max Enviro Energy Solutions, have secured US \$109 million from Warburg Pincus to fund its solar roof top operations. These apart, IREDA have raised US \$300 million through the issuance of Green Masala Bonds.

The finance landscape for the energy sector is undergoing significant changes. With renewables, in many situations out competing other energy technologies, the financial markets have started repositioning themselves for a fundamental shift towards renewable

energy finance. Financial assistance in the form of low-interest rate, long-term loans and loan guarantees are globally accepted means to address the high up-front capital costs of renewables. In this context, arranging institutional finance for increased renewables deployment would require concerted efforts. Gearing up the banking sector, exploring international funding, and developing a suitable mechanism for risk mitigation or sharing by addressing both technical and financial bottlenecks is a challenge. The major areas for action are detailed herein under.

**First**, pension or sovereign funds are potent sources for patient capital for renewables. Top 400 Global funds manage assets of around US \$ 75 trillion. Green bond issuance has surpassed US \$120 billion. Even a small portion of proceeds from these funds could easily meet the investment required for renewables over a decade, assuring a constant and low risk yield that simultaneously makes our planet green. In 2014, the Securities and Exchange Board of India (SEBI) introduced Infrastructure Investment Trusts (InvITs). The feedback from industry suggests that due to the current limitation of 49 per cent cap on leverage, InvITs are unable to offer adequate returns in comparison to alternative investment avenues with similar assets.

**Second**, reducing cost of the foreign debt by reducing the currency hedging cost has potential to mobilize foreign capital and spur investment by reducing the cost of the capital. This would reduce the delivered cost of renewables and make them more competitive. An analysis by the Climate Policy Initiative suggests that the expected cost of providing a 10-year currency hedge through a Foreign Exchange hedging facility would be around 3.5 percentage points per year that would be broadly 50 per cent below the market rate.

**Third**, robust Payment Security Mechanism (PSM) will also contribute to de-risking the investment. Successive studies have confirmed that one of the most important risks to the Indian



renewable energy sector is the counterparty credit risk, associated with the risk of state-owned utilities delaying or defaulting on their contractual payments to power producers. The timeliness and reliability of payments for power purchase by state distribution companies remains a persistent risk for investments. The National Solar Mission has provisioned PSM for ensuring payment to the developers in case the distribution company falters in payment. Putting in place a well-structured PSM helps in lowering the off-takers risk and increasing investment attractiveness.

As an illustrative example, tariffs discovered in the Rewa solar park projects is largely attributed to the availability of concessional funds and the availability of payment security mechanisms to protect developer's interests. For the Rewa project, four layers of payment security ensure that, in the case of any delay or even natural calamities that may lead to a transmission disruption, payment to developers is still guaranteed. The first tier of the security mechanism is a letter of credit provided by off-takers, DMRC, and MPPMCL, that equals a one-month bill for the energy generated by developers. The second tier is a payment security fund operated by Rewa Ultra Mega Solar Limited (RUMS). It consists of three months of payment assurances in case the off-takers delay or make a payment error. This three-month payment guarantee comes on top of the one-month line of credit provided by off-takers. The third tier is the state guarantee that if there are payment delays by off-takers, then the state will step in to pay the difference or the pending amount to the developers. The state government is also providing the fourth tier of payment security by agreeing to bear the cost in cases where a transmission outage lasts beyond 50 hours. These provisions are now widely referred to as a model for de-risking Off-takers risk.

**Fourth**, absence of dedicated ecosystem that looks at the financing needs of the renewables in most of the bilateral and multilateral financing institutions. In furtherance to the policy of building financial frameworks for sustainable energy sectors, the banks may consider to earmark a certain percentage of their loan portfolio for renewables. This will be a critical factor for unlocking significantly scaled-up investment in renewables.

Given right instruments put in place, there is no dearth of funds for renewables investment. India has put in place several progressive policies, both at the federal and state level. However, financing challenges are bound to continue given the ambitious targets and requirement of patient capital. India has rightly been exploring a combination of short and long-term policy solutions. New ways of financing renewables, including through credit and risk guarantees, innovative currency hedging facilities, government bonds etc. would help in attracting additional capital, lowering the cost of debt, and also ensuring that India achieves its renewable energy targets. □

(E-mail: [pcmaithani@nic.in](mailto:pcmaithani@nic.in))

## Admission Notice



SAGAR KUMAR



SHISHIR GEMAWAT

157 Selections in IAS 2017

# GENERAL STUDIES

65% of INSIGHT GS FOUNDATION Course Students were Selected in IAS - 2017

This is the power of QUALITY & PERSONAL GUIDANCE of Team Insight

**FOUNDATION COURSE**  
Duration : 15 Months  
**GS TEST SERIES**

With Most Experienced Team

- S. Baliyan** : History & Culture
- S.M. Thakur** : Geography
- A. Mangtani** : Indian Economy
- A.N. Reddy** : Int. Relations
- A.S. Shekhar** : Indian Polity & Gov.
- A. Mangtani** : Current Developments
- S. Baliyan** : Ethics, Int. & Aptitude

**ADMISSION OPEN**

## INSIGHT IAS ACADEMY

**CENTRAL DELHI**

60/17, Old Rajinder Nagar  
New Delhi - 110060

**NORTH DELHI**

B-18, Mukherjee Nagar  
New Delhi - 110009

011-45090051, 9818333201, 9871216382

YE-1108/2018

# IAS 2020-21

“  
DON'T WAIT FOR IT TO  
HAPPEN.  
MAKE IT HAPPEN.”

## IAS FOUNDATION 2020-21

**1 Yr. & 2 Yrs. GS FOUNDATION COURSE**

Regular Classroom & Live Online Courses

<b>Programmes</b>	<b>OPTIONAL</b>	→ Political Science → History	→ Public Administration → Geography	
	<b>MODULAR</b>	→ GS Mains Advance → Ethics	→ Essay Writing → Indian Economy	
	<b>TEST SERIES</b>	→ Prelims → GS Mains	→ Essay → Ethics	→ Pol. Science → Pub. Admn.

# GS SCORE

An Institute for Civil Services

**PIONEER** in **Assessment Based Learning**

**ADMISSIONS OPEN** | Download detailed schedule at [www.iasscore.in](http://www.iasscore.in)

Office No. 6, 1st Floor, Apsara Arcade, Karol Bagh, New Delhi-110005, (Karol Bagh Metro Station Gate No. 5)

☎ **011-47058253, 8448496262** ✉ [info@iasscore.in](mailto:info@iasscore.in) 🌐 [www.iasscore.in](http://www.iasscore.in)

YE-1109/2018



## DO YOU KNOW?

### E-waste Management

Due to technological advancement and innovations, the electronics industry is the world's largest and fastest growing manufacturing industry. Availability of electronics goods in the market has increased temptation of consumers to replace their household electronic items with newer models for various reasons. The net effect is a higher rate of obsolescence, which is leading to growing piles of e-waste.



Electronic waste (e-waste) comprises waste electronics/electrical goods that are not fit for their originally intended use or have reached their end of life. This may include items such as mobile phones, computers, monitors, calculators, CDs, printers, scanners, copiers, battery cells, Radio, TVs, medical apparatus and electronic components besides white goods such as refrigerators and air-conditioners.

These gadgets and equipment contain hazardous constituents, although e-waste itself is not harmful. E-waste contains valuable materials such as copper, silver, gold and platinum which could be processed for their recovery when such wastes are dismantled and processed, since it is only at this stage that they pose hazard to health and environment.

Electronics and electrical equipment seem efficient and environmentally-friendly, but there are hidden dangers associated with them once these become e-waste. The harmful materials contained in electronic products, and replacing outdated units due to technological updation pose a real danger to human health if electronic products are not properly processed prior to disposal.

Heavy metals such as lead, barium and cadmium contained in some electronic and electrical gadgets can be very harmful to health if they enter the water system. These materials can cause damage to the human nervous and respiratory systems.

India is among the world's largest consumers of mobile phones. With more than 1.5 million tonnes of e-waste generated annually, most consumers are still unaware of how to dispose of their e-waste. Recycling of e-waste was almost entirely left to the informal sector, which does not have adequate means to handle either the increasing quantities or certain processes, leading to intolerable risk for human health and the environment.

The law on e-waste management was first passed in 2011. It was based on Extended Producer Responsibility (EPR), which put the onus on the producer for the management of the final stages of the life of its product, in an eco-friendly way, by creating certain norms in tandem with State Pollution Control Boards. It has been made mandatory for leading multinational companies to set up electronics manufacturing facilities and R&D centres for hardware and software. E-waste (Management) Rules, 2016, enacted since October 1, 2017, had further strengthened the existing rules. The present rule has strengthened the Extended Producer Responsibility (EPR), which is the global best practice to ensure the take-back of the end-of-life products. A new arrangement entitled, 'Producer Responsibility Organisation' (PRO) has been introduced to strengthen EPR further. PRO, a professional organisation, would be authorised or financed collectively or individually by producers, to share the responsibility for collection and channelisation of e-waste.

Further, Central Pollution Control Board (CPCB) shall conduct random sampling of electrical and electronic equipment placed on the market to monitor and verify the compliance of law on Restriction of Hazardous Substances (RoHS) and the cost for sample and testing shall be borne by the producer. The random sampling shall be as per the guidelines of CPCB. If the product does not comply with RoHS provisions, the producers shall take corrective measures to bring the product into compliance, and withdraw or recall the product from the market, within a reasonable period as per the guidelines of CPCB.

# Steps to Achieve India's Solar Potential

*Sumant Sinha*

**T**he needs of India's burgeoning population are rising. However, the status quo of resources might not be adequate to fulfill the growing demands of a fast-paced economy. Take for example the power sector.

Country's per capita consumption of electricity stands at a meagre 1,100 kWh/year which is much lower compared to other large economies like the US and China. Demand for power is set to rise further with increasing rates of urbanization and industrial growth. Plugging this demand-supply gap by augmenting capacity in the

power sector is a key priority for the policy makers.

Unfortunately, our traditional sources of energy generation are already nearing their saturation levels. India must also honour its global commitments on curbing greenhouse gas emissions, as per the Paris



The author is the Chairman and Managing Director of ReNew Power.



Agreement, implying we need to move away from a fossil fuel driven growth path. Clearly, we need to look at alternate solutions so we can address our energy security in a sustainable fashion, with a progressive reduction in carbon levels. Evidence from several developed countries points towards renewable energy adoption as the only way forward. Clearly, India needs to adopt this route in its growth journey. The country has a huge potential for harnessing renewable energy, especially solar, since almost the entire country is blessed with abundant sunlight throughout the year.

The Indian Government has set the renewables capacity target at 175



---

**India must also honour its global commitments on curbing greenhouse gas emissions, as per the Paris Agreement, implying we need to move away from a fossil fuel driven growth path. Clearly, we need to look at alternate solutions so we can address our energy security in a sustainable fashion, with a progressive reduction in carbon levels. Evidence from several developed countries points towards renewable energy adoption as the only way forward.**

---

GW, to be achieved by the year 2022, with the highest percentage, 100 GW, to be contributed by solar power. The Government has accorded prime focus to this sector, with several initiatives and incentives to attract more players and ramp up capacity. As a result, in the past years, we have already added 28 GW solar capacity while the compound annual growth rate has reached as high as 55 per cent. Launch of the International Solar Alliance, was also a significant step to strengthen the sector. By setting up solar parks, providing viability gap funding support and introducing schemes like KUSUM (aiming to harness solar power for agriculture) and SRISTI (catalyzing adoption of rooftop solar solutions), the Government has shown its keenness to fast track growth of solar industry. However, there is room for more strategic interventions to fully realise India's solar potential and plenty of groundwork is needed to help us move closer to the ambitious target of 100 GW solar power capacity by 2022. Here are five areas that need more attention and focus, to take the Indian solar power industry to the next level.

#### 1) *Technology*

While solar is becoming an important contributor to energy needs in India, there is still a huge gap to be filled. Rooftop solar solutions, for example, can add large capacities but certainly need a push from respective state governments. Newer advancements in the field like floating solar (solar panels mounted on structures that float on water bodies), and BIPV (wherein the conventional materials used for facades and roofs of buildings are

replaced by photovoltaics systems) can play a vital role in increasing capacity. Considering the huge potential in the sector, both the government and private entities must emphasise and support R&D and adoption of latest technology and innovations in this area. This will not only help shape the future course but also yield benefits in the form of reduced costs – in turn facilitating adoption.

#### 2) *Policy Push*

Thanks to technology evolution and government policy, solar power tariffs have decreased over the past few years making solar energy more accessible to the common man. However, tariff margins discovered in reverse auctions have been pushed lower in recent years leading to a squeeze in profit margins. Considering that tariffs are now significantly lower than other sources of energy, we need to move towards healthier tariffs to help private players work with sustainable business models, and attract a higher capital inflow. This will eventually lead to augmented supply and further lowering of prices for the common people. Respective state governments should also accentuate the rate of solar power generation with regular capacity addition.

#### 3) *Discom Health*

Despite the government's initiatives to reinvigorate power distributing companies, the health of state discoms has not improved much over the years. These distribution companies form a crucial link in the cycle of energy generation and have an impact on the overall process. Hence, maintaining



**Rooftop solar solutions, for example, can add large capacities but certainly need a push from respective state governments. Newer advancements in the field, like floating solar (solar panels mounted on structures that float on water bodies) and BIPV (wherein the conventional materials used for facades and roofs of buildings are replaced by photovoltaics systems) can play a vital role in increasing capacity. Considering the huge potential in the sector, both the government and private entities must emphasise and support R&D and adoption of latest technology and innovations in this area.**

discoms in good shape forms an extremely important link on the road to 2022. The healthier the distribution companies, the more power they can purchase and supply. Steps should be taken to strengthen the discoms such that they are able to support higher tariffs, honour RPOs and settle power providers' dues on time.

The government should also bring in policies to operationalise ancillary and capacity markets to extract the total value of renewable energy technologies.

#### 4) *Financial Reforms*

Reforms in banking systems will go a long way in assisting the renewable energy sector. As of now, sectoral categorisation of banks sees renewables as part of the power sector, due to which, for most banks, the loan limit is majorly consumed by thermal plants and only a small fraction of the fund remains available for the renewables sector. Reality is that the renewables sector has clocked exponential growth and contributed handsome revenues to the exchequer. Considering the above, renewables should be categorised as a separate sector. This will help widen access to funds and simplify the process of loan procurement for companies. The government can also consider according priority sector status to renewables, given its strategic importance. Deeper and diverse bond markets will help in securing affordable finance for clean energy projects in the future. The government should continue its mission of cleansing the banking system and help them regularise bad loans while also reviewing lending norms so they are less stringent. A healthy banking system will be able to provide more funds at a competitive cost to propel the renewables sector.

#### 5) *Enabling Ease of Doing Business*

The government's pursuit of reforms has created a more conducive environment for investments in India, reflected in our steady rise in Ease of Doing Business rankings over the past couple of years. However, faster processing of approvals for project implementation across the value chain, especially conversion approvals of land in different states would be of great help to the renewables sector. It has been seen that lack of proper power evacuation infrastructure has resulted in investor disinterest in the past. Considering this, the government should work on building more robust transmission systems. This will not only increase investor faith in the overall process but will also ensure no MW loss/leakage during power distribution.

Achieving the ambitious target of 100 GW solar power capacity by 2022 needs a collaborative effort from all the stakeholders, including the central and state governments' financiers, discoms and private players. The government has a key role to play – not only by providing the required policy support but also acting as a central coordinator–guiding and synchronising efforts from various stakeholders, to catalyze the solar industry's growth. □

(E-mail: [sumant@renewpower.in](mailto:sumant@renewpower.in))



|| GEOGRAPHIA IAS INSTITUTE ||

# GEOGRAPHY (OPTIONAL)

|| by AJAY RAJ SINGH ||

[www.geographiaias.com](http://www.geographiaias.com)

for detailed information about the course and online purchase visit:

**PENDRIVE VIDEO COURSE  
FOR GEOGRAPHY  
(OPTIONAL) AND  
G.S (GEOG).**



Can Make The Payment  
Via-PTM, Google Pay, Phone Pay, Mobikwib, Payzapp  
Credit Card, Debit Card

I have the liberty of  
finishing my course as  
per my schedule

Wow....! Anytime  
I can see any number  
of video's



## Our IAS Toppers from Pendrive Course



|| Akash Chhikara ||  
|| Rank 73 ||



|| Vineet Kumar ||  
|| Rank 187 ||



	Abhilash Barnawal	
	Rank 272	
	Rank 44 (2017-18)	



|| Yatindra ||  
|| Rank 539 ||



|| Ankit Soni ||  
|| Rank 636 ||



|| Buhmika Saini ||  
|| Rank 664 ||



|| Sourav Gangwar ||  
|| Rank 659 (2017-18) ||



|| Sushil Kumar ||  
|| Rank 481 (2017-18) ||

Having this Pen-drive Course you  
take... **AJAY RAJ SINGH Sir**  
virtually to your home.

In this course you keep getting new  
videos, updates from various magazines,  
query resolution and unlimited tests until  
final selection.

92, 1st Floor, Near Kotak Mahindra Bank,  
old Rajendra Nagar, New Delhi-60 (Back Side Entry)

011-43801172, 40194917  
09211703771, 9958218172

YE-1099/2018

# Geo-Thermal and Ocean Energy Technologies

*Anubhav Uppal*

**K**eeping in view the commitment for a healthy planet and as per India's Nationally Determined Contributions made in the Paris Accord on Climate Change, India has made a pledge that by 2030, 40 per cent of installed power generation capacity shall be based on clean energy sources. Accordingly, an ambitious target has been set of installing 175 GW of renewable energy capacity by 2022. This includes 100 GW from solar, 60 GW from wind, 10 GW from bio-power and 5 GW from small hydro power. As on date, around 77 GW of renewable energy capacity has been installed in the country with major share coming from solar and wind power technologies. The possibility of venturing into new emerging renewable energy technologies, such as Floating Solar, Offshore wind, solar wind hybrid, energy storage, etc is also being explored. However, renewable energy technologies such as geo-thermal and ocean energy still remain at a nascent stage in India.

## Ocean Energy

Oceans occupy more than 70 per cent of earth's surface and are an inexhaustible source of renewable energy. Ocean energy is the energy harnessed from ocean waves, tidal range (rise and fall) & tidal streams, temperature gradients and salinity gradients. Only few commercial ocean energy power plants have been commissioned till date. Around

536 MW of installed ocean energy capacity is in operation at the end of 2016, with major share of two large scale tidal barrage plants i.e. the 254 MW Sihwa plant in the South Korea (completed in 2011) and the 240 MW La Rance tidal power station in France (completed in 1966). Apart from tidal barrage plants which use established tidal turbine technology, other ocean energy technologies are still largely in pre-commercial development stages.

## World Scenario

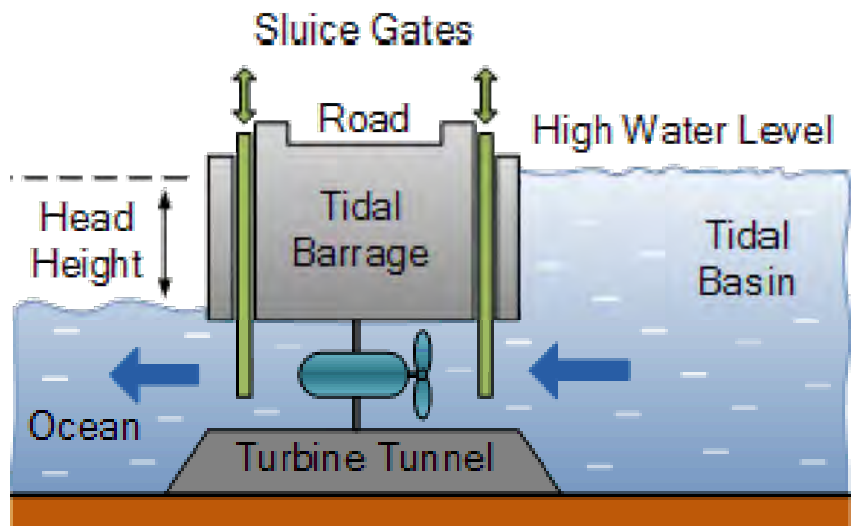
Leading countries in Ocean Energy technology are UK, USA, Sweden, Canada, France, South Korea. Examples of few large scale Tidal (Barrage) Plants are 254 MW at South Korea (2011), 240 MW at France (1966), 20 MW at Canada, etc. Ocean Technology, such as Tidal (Current), Wave, Ocean Thermal

**Geothermal Energy has experienced modest growth worldwide in recent times as compared to other Renewable Energy sources especially wind or solar due to its site specific nature, risk/uncertainty involved with resource exploration and high capital cost.**

Energy Conversion (OTEC) are still at pre R&D stage/Kilo Watt level.

## Indian Scenario

As per study conducted by IIT Madras, Theoretical Potential for tidal Energy in India is 12500 MW, Promising locations are Gulf of Khambhat & Gulf of Kutch (GJ), Sunderbans (WB), Western Ghats (MH), etc. Theoretical Potential for Wave Energy in India is 41,000 MW, Promising locations are



*Tidal Energy*

The author is Scientist B, Ministry of New & Renewable Energy, Government of India.

Western Coast of Maharashtra, Goa, Karnataka, Kerala, Kanyakumari, Southern tip of India, etc. However, resource survey at target locations i.e. Western Ghats, Eastern Ghats, etc. may be undertaken to assess/validate actual potential. These technologies are more suitable for off grid electricity generation in remote coastal areas/mangroves/islands where Tariff is very high @ Rs 25/Kwh for diesel based captive power generation. Major bottlenecks for deployment are high upfront cost i.e. Rs 60 Crore for 1.125 MW wave energy plant at A&N islands and Rs 2000 Crore for 8 MW plant by Indian Navy, high tariff @ Rs 15.69/KWh with 50 per cent grant for A&N wave energy plant.

### Technology

#### a) Tidal Energy

The tidal cycle occurs every 12 hours due to the gravitational pull of the moon. The difference in water level from low tide and high tide is potential energy that can be harnessed. Similar to hydropower generated from dams, tidal water is captured in a barrage across an estuary during high tide and forced through a turbine during low tide.

The capital cost for tidal energy power plants is very high due to high civil construction that results in high power tariff. In order to harness power from the tidal energy, the height of high tide must be at least five meters (16 feet) greater than low tide.

#### b) Wave Energy

Wave energy is generated by the movement of a device either floating on the surface of the ocean or moored to the ocean floor by the force generated by the ocean waves. Many different techniques for converting wave energy to electric power have been developed. Wave conversion devices floats on the surface have joints hinged together that moves

with the waves. The kinetic energy pumps fluid through turbines and generates electric power. Moored wave energy conversion devices use pressure fluctuations produced in long tubes from the waves moving up and down. This wave motion drives a turbine.


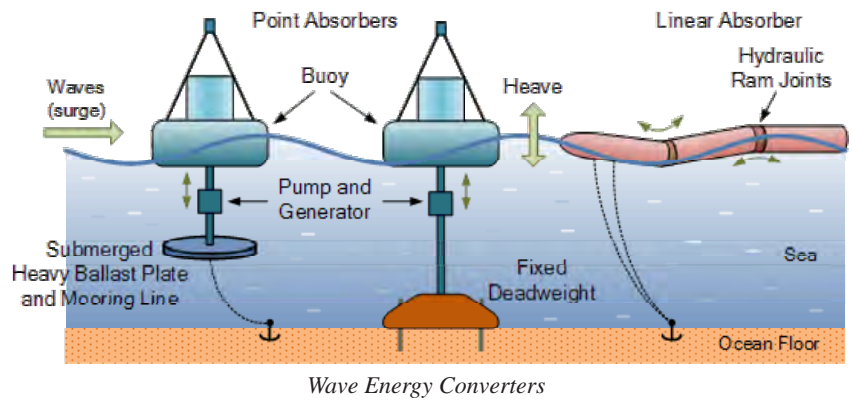
#### c) Current Energy

Ocean current is ocean water moving in one direction. This ocean current is also known as the Gulf Stream. Kinetic energy can be captured from the Gulf Stream and other tidal currents with submerged turbines that are very similar in appearance to miniature wind turbines. Similar to wind turbines, the movement of the marine current moves the rotor blades to generate electric power.

#### d) Ocean Thermal Energy Conversion (OTEC)

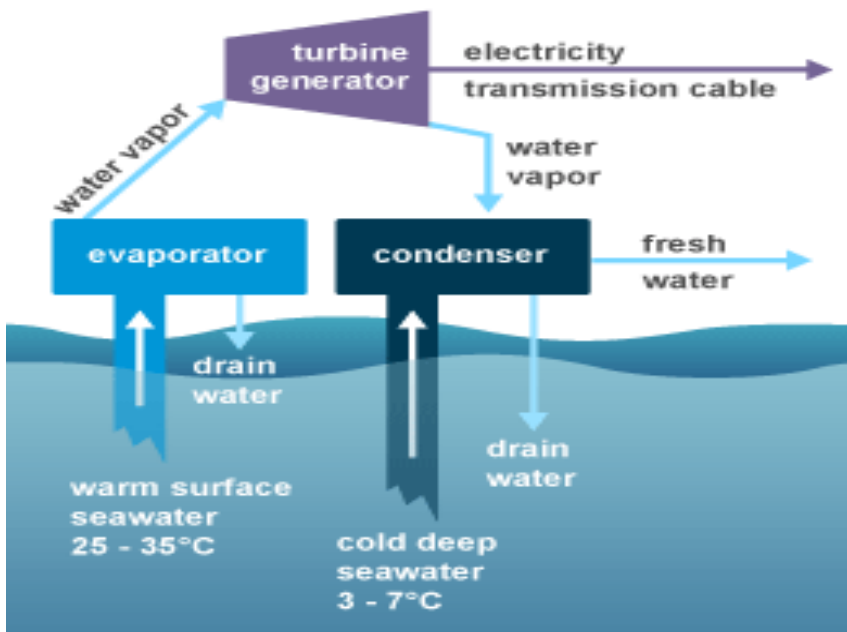
Ocean thermal energy conversion, or OTEC, uses ocean temperature differences from the surface to depths lower than 1,000 meters, to harness energy. A temperature difference of even 20°C can yield energy efficiently. Research focuses are on two types of OTEC technologies to extract thermal energy and convert it to electric power: closed cycle and open cycle.

In the closed cycle method, a working fluid, such as ammonia, is pumped through a heat exchanger and vaporized. This vaporized steam runs a turbine. The cold water found



Ocean current turbine





Ocean Thermal Energy Converter

at the depths of the ocean condenses the vapor back to a fluid where it returns to the heat exchanger. In the open cycle system, the warm surface water is pressurized in a vacuum chamber and converted to steam to run the turbine. The steam is then condensed using cold ocean water from lower depths.

### Future Road Map

Most Ocean Technologies are still at Pre R&D/commercialization stage worldwide. Therefore, technologies need validation from leading research institutes before demonstration. It is necessary to plan to develop Demonstration projects initially for each ocean energy technology at feasible sites before going for commercial plants as also to undertake resource assessment with support from leading countries as ocean energy expert.

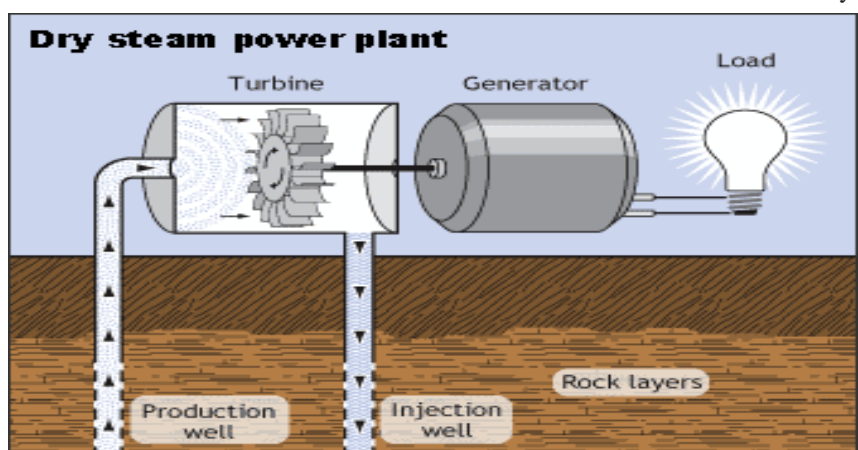
### Geothermal Energy

Geothermal Energy is a mature renewable energy technology that has a potential to provide clean and reliable energy for power generation and direct heating/cooling. Geothermal Energy can be utilized for both electric power production

and direct heat applications including Ground Source Heat Pump (GSHP) for space or district heating, generating hot water for domestic/ industrial use, running cold storages and greenhouse, horticulture, etc. However, Geothermal Energy has experienced modest growth worldwide in recent times as compared to other RE sources especially wind or solar due to its site specific nature, risk/uncertainty involved with resource exploration and high capital cost.

### World Scenario

Total Installed Capacity for Geothermal Power is around 13.5

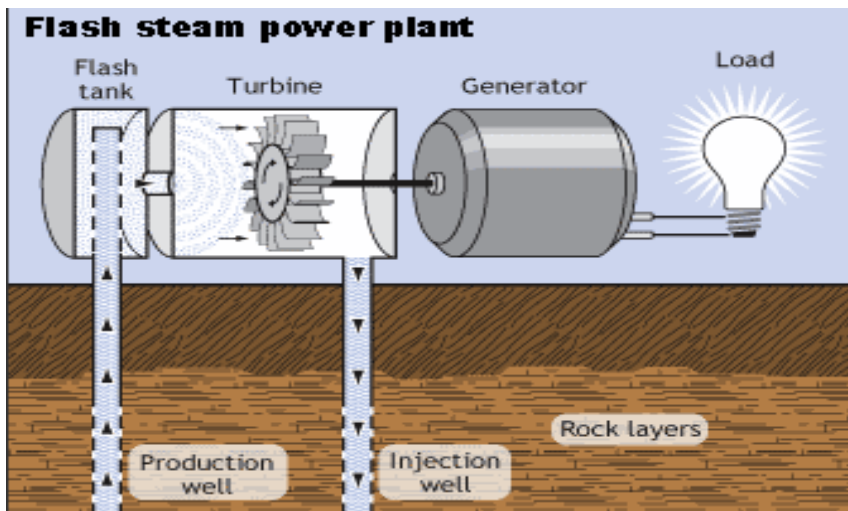


Dry steam geothermal power plant (Source: US Department of Energy)

GW. Leading countries in geothermal power generation capacity are USA (3600 MW), Philippines (1900 MW), Indonesia (1600 MW), New Zealand (1000 MW), Mexico (900 MW), Italy (800 MW), Turkey (800 MW), Iceland (700 MW), Kenya (600 MW) & Japan (500 MW). Total installed capacity for geothermal direct heat utilization for heating/ cooling (excluding heat pumps) is around 23 GWth. Leading countries in geothermal direct heat use are China (6.1 GWth ), Turkey (2.9 GWth), Japan (2.1 GWth), Iceland (2.0 GWth) & Italy (1.4 GWth). Total installed capacity for Ground Source Heat Pump (GSHP) is around 50.3 GWth with leading markets as USA, China & Europe (France, Germany, Italy & Sweden).

### Indian Scenario

India is still at nascent stage of geothermal energy utilization with no geothermal power plant set up in the country so far due to high upfront cost of Rs 30 Cr/ MW & indicative Tariff in range of Rs 10 per KWh, site specific deployment, lack of load center and power evacuation facility nearby, high risk involved in exploration, etc. Geological Survey of India (GSI) with CSIR - National Geophysical Research Institute (NGRI) carried out preliminary resource assessment for the exploration and utilization of geothermal resources in 1970s & 1980s in the country.



Flash steam geothermal power plant (Source: US Department of Energy)

As per preliminary investigations undertaken by the GSI, there are around 300 geothermal hot springs in India. Most of these geothermal hot springs are in medium potential (100 C to 200 C) and low potential (<100 C) zones. The promising geothermal sites for electric power generation are Puga Valley & Chummathang in Jammu & Kashmir, Cambay in Gujarat, Tattapani in Chattisgarh, Khammam in Telangana & Ratnagiri in Maharashtra. The promising geothermal sites for direct heat use applications are Rajgir in Bihar, Manikaran in Himachal Pradesh, Surajkund in Jharkhand, Tapoban in Uttarakhand & Sohana region in Haryana.

### Technology

**Power Generation:** Hot water and steam from deep underground can be piped up through underground wells and used to generate electricity in a power plant. There are three types of geothermal power plants:

i) **Dry Steam Plants** which use geothermal steam directly. Dry steam power plants use very hot (>235 °C) steam from the geothermal reservoir. The steam goes directly through a pipe to a turbine to spin a generator that produces electricity.

ii) **Flash Steam Plants** which use high pressure hot water to produce steam. Flash steam power plants use hot water (>182 °C) from the geothermal reservoir. When the water is pumped to the generator, it is released from the pressure of the deep reservoir. The sudden drop in pressure causes some of the water to vaporize to steam, which spins a turbine to generate electricity. Hot water not flashed into steam is returned to the geothermal reservoir through injection wells.

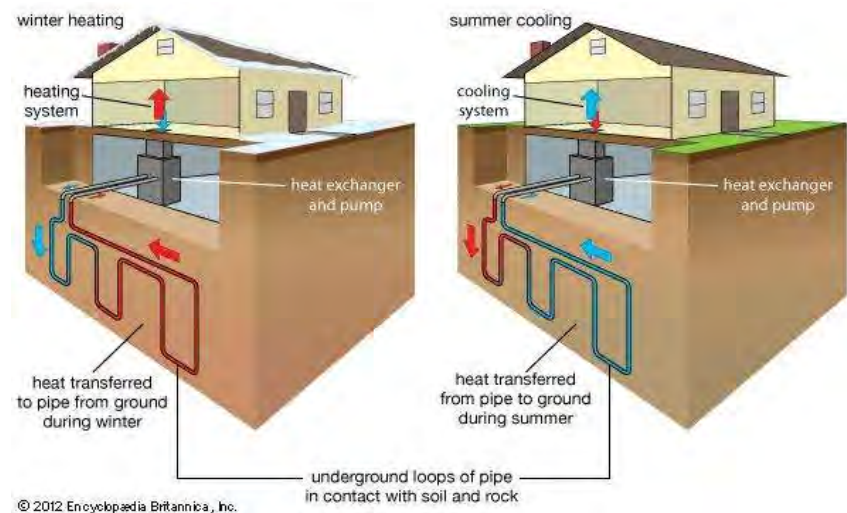
iii) **Binary Cycle Plants** which use moderate-temperature

water (107 to 182 °C) from the geothermal reservoir. In binary systems, hot geothermal fluids are passed through one side of a heat exchanger to heat a working fluid in a separate adjacent pipe. The working fluid, usually an organic compound with a low boiling point such as Iso-butane or Iso-pentane, is vaporized and passed through a turbine to generate electricity.

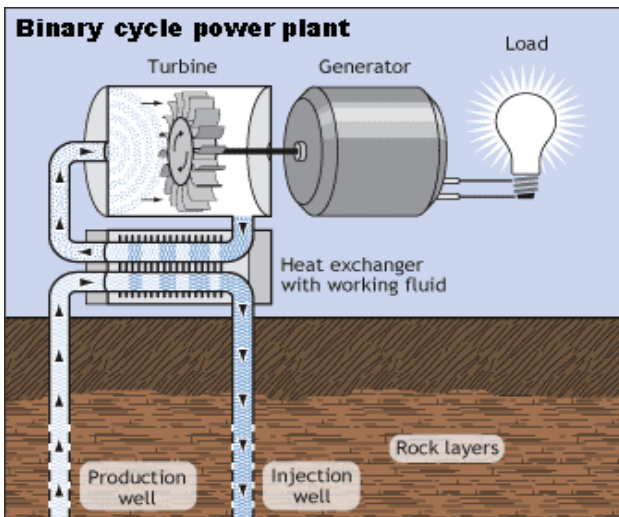
**Other thermal applications:** Apart from geothermal power generation, this renewable source can be utilized directly for thermal applications through these technologies:-

i) **Space/District Heating:** In areas where hot springs or geothermal reservoirs are near the Earth's surface, hot water can be piped in directly to heat homes or office buildings. Geothermal water is pumped through a heat exchanger, which transfers the heat from the water into the building's heating system. The used water is injected back down a well into the reservoir to be reheated and used again.

ii) **Geothermal Heat Pump/ Ground Source Heat Pumps:** A few feet under the ground, the soil or water remain a constant



Geothermal Heat Pump (Source: Encyclopædia Britannica)



Binary cycle geothermal power plant  
(Source: US Department of Energy)

50 to 60 degrees Fahrenheit (10-15 degrees Celsius) year-round. In this method, geothermal heat pumps use a system of buried pipes linked to a heat exchanger and ductwork into buildings. In winter the relatively warm earth transfers heat into the buildings

and in summer the buildings transfer heat to the ground or uses some of it to heat water. These heat pumps function as both air-conditioning and heating systems. Fluid circulates through a series of pipes under the ground or beneath the water of a pond or lake and into a building. An electric compressor and heat exchanger pull the heat from the pipes and send it via a duct system throughout the building. In the summer the process is reversed. The pipes draw heat away from the house and carry it to the ground

or water outside, where it is absorbed.

### Future Roadmap

Industry led, applied R&D proposals to harness geothermal energy under Research, Design, Development & Demonstration (RDD&D) policy are necessary for this renewable energy source to become operational.. Plans should be made to develop Demonstration projects initially each for geothermal electricity production & direct heat use applications. PSUs may undertake resource assessment with support from leading countries as geothermal expert. Projects for space cooling and industrial process heating using GSHP technology may be supported through subsidy, preferential tariff from power companies as technology is energy/water efficient. □

(E-mail: anubhav.mnre@gov.in)

Under Personal Guidance of

# Vikash Ranjan

[www.triumphias.com](http://www.triumphias.com)

**ADMISSION  
OPEN**

**Intake is  
Strictly  
Limited to  
100/Batch**

**COURSES OFFERED FOR CSE MAINS-2019-20**

SOCIOLOGY for IAS		ESSAY for IAS		GENERAL STUDIES	
Foundation Batch	Test Series	Foundation Batch	Test Series	Personal Mentorship Programme(PMP)	Test Series
10 <sup>TH</sup> JUNE 2019	15 <sup>TH</sup> JUNE 2019	28 <sup>TH</sup> JUNE 2019	21 <sup>ST</sup> JUNE 2019	Starts in June	Starts in June

**Toppers with the Mentor - Vikash Ranjan Sir**

KOYAA SREE HARSHA IAS 2017	ABHILASHA ABHINAV IAS 2017	ABHISHEK KHANNA IAS 2017	AYUSH SINHA IAS 2017	ADITYAVIKRAM HIRANI IAS 2017	TEJAS N. PAWAR IAS 2017	ANSHUL SINGH IAS 2017	DEEPANSHU KHURANA IFS 2017

**150+ SELECTION CSE - 2017**

**Triumph IAS**  
An Institute for Civil Services Examination & Expert Guidance for IAS  
*Innovating Knowledge. Inspiring Success*

**7840888102, 7678628820**

**23-B, 3rd Floor Pusa Road, Metro Pillor No. 115, Old Rajender Nagar, Delhi-60**

YE-11/10/2018



# Geography/GS

# IAS

## Neetu Singh

## 2019

Highest Scoring Optional & upto 35% of GS syllabus coverage

### Why Geography Optional

Join DIRECTION Squad

For the civil services main examination **integrated, logical intellectual** and multi dimensional approach is required. This asks for absolute clarity and perfection in the basics. The analysis of present pattern establishes prominence of applicable disciplines like Geography. Geography main syllabus for optional overlaps ,thus caters requirement of **up-to 380 marks**

### Geography Optional

#### Features of Geography Main batch

1. 3½ month course with complete syllabus coverage
2. Daily 3 hours class , 6 days a week (Sunday Class Test)
3. Syllabus start with basic geography for concept building
4. Regular Map Marking ( Atlas required - Oxford school for India)
5. Complete Study Material ( Conventional and Contemporary Topic)
6. Eight (8) Test included with both topic-wise and comprehensive framing
7. Classes with Graphic Video Support
8. **Morning Batch** (9.30 - 12.30) & **Evening Batch** (5.00 - 8.00 Pm)

**Online Admission Open**  
**1st, May**

**Timing : 9.30 -12.30**

**& 5.00 pm - 8.00pm**

### Geography Main Test Series Programme

**Test Series Admission Open**  
**3rd, June**

#### Class Room Tests Details :-

#### Class Room & Online/ Flexible

- Scheduled (11 Tests) on Sundays with repetition on Tuesday
- Explanatory discussion will follow after the test (Wednesday) @ **3.30 pm**
- Recorded discussion will be uploaded on "**Direction Portal**" for students appearing for tests on Tuesday
- **Test Timing** :- 8.30am - 11.30 am /12.00 - 3.00 pm/ 5 pm - 8 pm\* or 1.00 pm - 4.00 pm ( Tuesday )
- Model answer to the tests conducted will be provided
- Evaluated answer will be return on the subsequent tests (in selective lots with Personal Feedback by Neetu Singh)
- Comparative performance and ranking will be uploaded on the Portal to help aspirant judge their relative performance
- Explanatory **Pre test class** for Physical , Human and Indian Geography will be provided.

#### Online Tests Details :-

- Scheduled on Sundays (11 Tests)
- Explanation recorded (**Audio/Video**) discussion will be uploaded on Portal.
- Model answer will be uploaded the following day of tests.
- Evaluated answer sheet will be mailed back on students mail id.
- Explanatory pre test recording will be provided Paper - I / Paper - II & Mapping.

#### Pratham Kaushik (A.I.R -5th)

**327 Marks (2017)** Hence proving again that consistent answer writing practice and integration of contemporary dimensions help in improving the marks attainment.

Ultimate Learning Experience (P) Ltd.



#### Contact

Hari Bhawan : 14A/103, W.E.A, Karol Bagh

New Delhi - 110005

Ph : 011 - 25719872 , 25719862, 25752444

(M) : 09810382305 mail : info@directionias.com

Visit Us at [www.directionias.com](http://www.directionias.com)



Join our You tube Channel



YE-1115/2018



## Biogas—A Story Untold

*Richa Mishra*

**R**ead in school that solid wastes can be converted into gas to produce energy and that electricity can be generated by burning sold waste found in the landfills. Wonder how?

India generates about 1,45,128 tonne of waste daily (or around 53 million tonne annually) and on an average 46 per cent of it is processed daily, according to the Ministry of New and Renewable Energy (MNRE).

For a country like India that is heavily dependent on expensive imported oil and gas imports as well as coal for meeting its energy requirements, it definitely makes more sense to look at alternative resources. And this is where the Waste to Energy programme propagated to recover energy in the form of Biogas/ BioCNG/ Power from urban, industrial and agricultural wastes gains importance. Besides, it also promotes off-grid connectivity.

While a programme of this kind requires government support, the challenge is to ensure that various Ministries work in synergy. Another, challenge for Waste to Energy management is, how various schemes can become revenue generator for small players.

But, there is a hitch here – shifting social dynamics.

“Maintaining cattle is becoming difficult for an individual. Therefore, individual biogas plants are seeing a decline. However, scope for larger private plants is growing with more private dairies coming into business. So, the effort should be to promote larger projects,” said an official.

About 184 Waste to Energy plants based on urban, industrial and agricultural wastes have been set up in private sector with an aggregate capacity of 315.24 MWeq. However, there are still many challenges remaining to promote this programme as it also means undoing a social mindset.

**For a country like India that is heavily dependent on expensive imported oil and gas imports as well as coal for meeting its energy requirements, it definitely makes more sense to look at alternative resources. And this is where the Waste to Energy programme propagated to recover energy in the form of Biogas/ BioCNG/ Power from urban, industrial and agricultural wastes gains importance. Besides, it also promotes off-grid connectivity.**

It also needs to be ensured that Waste to Energy plants themselves do not violate any environmental norms particularly for municipal solid wastes. Marketing of the concept is another uphill task which requires governmental involvement as well as financial support is needed in setting up a plant, which is not cheap.

The author is Associate Editor/Bureau Chief Delhi, The Hindu - Business Line.





**About 184 Waste to Energy plants based on urban, industrial and agricultural wastes have been set up in private sector with an aggregate capacity of 315.24 MWeq. However, there are still many challenges remaining to promote this programme as it also means undoing a social mindset.**

Biogas can be used for transport fuel. In fact, oil refining and marketing companies have got into action to make it a reality. What is Compressed Biogas (CBG) and how does it work? According to experts, it has the potential to boost availability of more affordable transport fuels, better use of agricultural residue, and cattle dung, as well as to provide an additional revenue source to farmers.

Called Sustainable Alternative Towards Affordable Transportation (SATAT), it is expected to benefit vehicle-users as well as farmers and entrepreneurs. Besides, CBG will also help bring down dependency on crude oil and gas imports. The potential for CBG production from various sources in India is estimated at about 62 million tonnes annually.

CBG can be produced from various bio-mass/waste sources, including agricultural residue, sugarcane press

**Biogas can be used for transport fuel. In fact, oil refining and marketing companies have got into action to make it a reality. What is Compressed Biogas (CBG) and how does it work? According to experts, it has the potential to boost availability of more affordable transport fuels, better use of agricultural residue, and cattle dung, as well as to provide an additional revenue source to farmers.**

mud, distillery spent wash, cattle dung and sewage treatment plant waste. The other waste streams, like rotten potatoes from cold storages, rotten vegetables, dairy plants, chicken/poultry litter, food waste, horticulture waste, forestry residues and treated organic waste from industrial effluent treatment plants (ETPs) can be used to generate biogas.

In fact, CBG is similar to the commercially available natural gas in its composition and energy potential and can be used as an alternative, renewable automotive fuel. Given the abundance of biomass in the country, CBG has the potential to replace CNG in automotive, industrial and commercial uses in the coming years, as Pradhan had said. Industry experts say that if the country exploits this, no surprises then that gas imports will come down to zero one day.

There are multiple benefits of converting agricultural residue and cattle dung into CBG on a commercial scale:

- Responsible waste management, reduction in carbon emissions and pollution
- Additional revenue source for farmers

- Boost to entrepreneurship, rural economy and employment
- Support to national commitments in achieving climate change goals
- Reduction in import of natural gas and crude oil
- Buffer against crude oil/gas price fluctuations

But, a lot depends on pricing as India is a price sensitive market. The Working Group on Biofuels is in the process of finalising a pan-India pricing model for CBG. Besides, according to the proposal, the entrepreneurs would be able to separately market the other by-products from these plants, including bio-manure, carbon-dioxide, etc. to enhance returns on investment.

While solar and wind did develop a glam quotient, they can only be intermittent to coal or other fossil fuel. What can actually work in favour of India is biogas. Yes, there are challenges like CBG quality and marketing.

Biogas cannot succeed without governmental support as it is still at a very nascent stage here. But once it takes off, the government can play the role of a facilitator and allow private sector to run the business. □

*(E-mail: richa.mishra@thehindu.co.in)*



## GS CLASSROOM PROGRAMS

- Continuous Assessment through Assignments and All India Test Series
- Individual Guidance

## GENERAL STUDIES

### FOUNDATION COURSE 2020

- ◆ for General Studies Prelims cum Mains

<b>DELHI</b>		<b>LUCKNOW</b>	
Regular Batch	Weekend Batch		
<b>18 Apr</b> 1 PM	<b>15 May</b> 9 AM	<b>13 Apr</b> 9 AM	<b>11 Apr</b> 1 PM
<b>JAIPUR</b>	<b>PUNE</b>	Batches also @	
<b>15 May</b>	<b>25 Apr</b>	<b>HYDERABAD   AHMEDABAD</b>	

### PT 365

- ◆ One Year Current Affairs for Prelims in 60 Hours

<b>English Medium</b>	<b>हिन्दी माध्यम</b>
<b>19 Mar</b>   5 PM	<b>3 Apr</b>   5 PM

### ALTERNATIVE CLASSROOM PROG

- ◆ for GS Prelims cum Mains 2021 & 2022

Regular Batch	Weekend Batch
<b>18 Apr</b> 1 PM	<b>15 May</b> 9 AM
<b>13 Apr</b> 9 AM	

### MONTHLY CURRENT AFFAIRS REVISION

- ◆ for General Studies Prelims+Mains

<b>English Medium</b>	<b>हिन्दी माध्यम</b>
-----------------------	----------------------

## सामान्य अध्ययन

### फाउंडेशन कोर्स 2020

- ◆ प्रारंभिक और मुख्य परीक्षा के लिए **DELHI: 22<sup>nd</sup> May**

<b>LUCKNOW</b> 14 <sup>th</sup> May	<b>JAIPUR</b> 15 <sup>th</sup> May	<b>Batch also @</b> <b>AHMEDABAD</b>
----------------------------------------	---------------------------------------	-----------------------------------------

- ◆ प्रारंभिक परीक्षा के लिए
- ◆ मुख्य परीक्षा के लिए

<b>JAIPUR</b> 9001949244 9799974032	<b>PUNE</b> 8007500096 020-40040015	<b>HYDERABAD</b> 9000104133 9494374078	<b>AHMEDABAD</b> 9909447040 7575007040	<b>LUCKNOW</b> 8468022022 7042413943
-------------------------------------------	-------------------------------------------	----------------------------------------------	----------------------------------------------	--------------------------------------------

• 2<sup>nd</sup> Floor, Apsara Arcade, Near Metro Gate 6, 1/8 B, Pusa Road, Karol Bagh  
**DELHI** • 635, Opp. Signature View Apartments, Banda Bahadur Marg, Mukherjee Nagar  
 • Contact : 8468022022, 9019066066, 9650617807

## ALL INDIA TEST SERIES

Get the Benefit of Innovative Assessment System from the leader in the Test Series Program

### PRELIMS

- ✓ General Studies  
(हिन्दी माध्यम में भी)
- ✓ CSAT  
(हिन्दी माध्यम में भी)

### MAINS

- ✓ General Studies  
(हिन्दी माध्यम में भी)
- ✓ Essay (हिन्दी माध्यम में भी)
- ✓ Sociology
- ✓ Geography
- ✓ Anthropology

550+ Selections  
in CSE 2017

## 9 in Top 10

SELECTIONS in CSE 2018



**SACHIN GUPTA**  
AIR-3



**KANISHAK KATARIA**  
AIR-1



**AKSHAT JAIN**  
AIR-2



**JUNAID AHMAD**  
AIR-3



**ATUL PRAKASH**  
AIR-4



**SHREYANS KUMAT**  
AIR-4



**SRUSHTI JAYANT DESHMUKH**  
AIR-5



**KARNATI VARUNREDDY**  
AIR-7



**PRATHAM KAUSHIK**  
AIR-5



**VAISHALI SINGH**  
AIR-8



**GUNJAN DWIVEDI**  
AIR-9



**YOU CAN BE NEXT**



/visionias.upsc



/Vision\_IAS



/c/VisionIASdelhi

www.visionias.in





## Driving a Green Transition for the Environment

*Venkatesh Dwivedi*

**W**ith global penetration growing at close to 75 per cent<sup>1</sup> per year, electric mobility is the definitive game-changer for the transport sector the world over. India has its own vision for electric mobility: as a member of the eight-country Clean Energy Ministerial,<sup>2</sup> a high-level forum to promote clean energy policies and programmes, India aims to achieve a 30 per cent electric vehicle penetration by 2030. This goal is inspired not only by the promise of curtailing its crude oil dependence, but also for environmental sustainability.

### Going electric for the environment

A fossil-fuel powered mobility ecosystem is environmentally

unsustainable, due to a variety of reasons. Foremost are the greenhouse gas (GHG) emissions in the form of tail-pipe exhaust. Internal combustion engines (ICEs) are among the leading sources of air pollution across the world,<sup>3</sup> and India regularly features in the list of countries which have the world's highest<sup>4</sup> rates of vehicular emissions, and correspondingly, air pollution<sup>5</sup>-related deaths.

According to the National Green Tribunal (NGT), vehicular emission is one of the major sources of India's urban pollution. By 2030, India is anticipated to have an estimated 400 million customers<sup>5</sup> in need of mobility. For one of the largest auto markets in the world, fossil-fuel-led mobility will imperil environmental sustainability.

On the whole, electric vehicles offer environmental benefits. They have zero tail-pipe emissions, simply because they do not use an internal combustion engine (ICE). According to

**The increasing public consciousness on the adverse health effects of air pollution combined with robust policy framework for EVs has translated to the emergence of a fast-growing private sector ecosystem. India's e-mobility sector is also taking cues, insights and knowledge from global counterparts and adapting best practices to an Indian context.**

The author is Director (Projects & Business Development), Energy Efficiency Services Limited (EESL).



a NITI Aayog report, India can reduce 64 per cent of the energy demand for road transport and 37 per cent of carbon emissions by 2030, by pursuing a shared, electric and connected mobility future.

### What about emissions from an electric mobility future?

Naysayers may argue that EVs are simply transferring the burden of fossil fuel, if instead of petrol and diesel, the source of electric power generation is coal. Coal-based thermal power generation today meets 70 per cent<sup>6</sup> of India's power needs. Coal is also the bane of India's energy value chain from an environmental point of view, along with pushing out airborne emissions of poisonous chemicals like carbon dioxide, combustion of coal for thermal generation also releases sulphur dioxide, nitrogen oxide and mercury, all poisonous particulate matters, into the air. According to a study published in the journal *Nature Sustainability*<sup>7</sup> in February, India's coal-fired power plants are the most dangerous when it comes to their health impact.

Could more electric mobility-linked demand simply trigger more coal-based energy demand?

First, let's look at the math.<sup>8</sup> A single kilowatt of energy can give an EV a range of 10 kilometres. If coal is used for generation, this translates to 1 kg of CO<sub>2</sub>. In comparison, a litre of petrol or diesel can provide a range of 10 km for city driving- and

generate 2.3 to 2.7 kg of CO<sub>2</sub> per km in emissions.

Similarly, research in Europe<sup>9</sup> has shown that even powered by the most carbon-intensive electricity, EVs still have lower GHG emission than a conventional, internal combustion engine powered vehicle. Secondly, EVs convert<sup>10</sup> about 59 per cent–62 per cent of the grid energy to power at the wheels. In comparison, ICE vehicles convert maybe a fifth of petrol's energy to drive power. It is instantly clear that even with coal-powered generation powering them, EVs are still going to be more efficient (with regard to emission) than when powered by conventional fuels. Further, when calculating emissions from a purely energy generation point of view - renewable vs. conventional - calculations do not include the considerable energy required to extract, refine and manufacture petrol or diesel. In sum, in every way possible, conventional energy, whether derived from coal or petrol/diesel, is always



going to be more inefficient than electricity generation for EV use.

Secondly, India is fast shaping its transition to a renewable-led energy future. The nation is very much on track to meet, and possibly outperform its target of 100 GW of solar energy capacity (as part of a larger 125 GW renewable target) by 2022, according to Central Electricity Authority<sup>11</sup>(CEA) data. A robust target gave a clarion call to industry and policy to synergise. The result: India is today the world's second most attractive market for renewable energy equipment in the world.

Simultaneously, to ensure that solar, and other renewable forms of energy are not hurt by their biggest drawback – intermittency – there are a few plans in the offing. While India's renewable players had proved their mettle in generational capacity, one of the biggest challenges here have been transmission constraints.

The recent national Mission on Transformative Mobility and Battery Storage,<sup>12</sup> which encourages setting up large-scale, export-competitive integrated batteries and cell-manufacturing giga-plants in India through a Phased Manufacturing Programme (PMP). The mission's focus on production localization can bring down the battery storage costs. Considering that battery costs are a significant cost to overall EV costs, this step can make EVs affordable, making them attractive.

Investment in battery technology is also important from an environmental point of view. Enabling the storage of highly variable, season and time-



of-day dependent energy sources like solar and wind, battery technology presents a powerful pathway out of coal dependence. Solar-powered public charging stations are also being rolled out by discoms like BHEL and across India, delivering 100 per cent zero-emissions based electricity to electric vehicles. Establishing strong linkages between renewable energy and electric mobility, these initiatives are ensuring that at the last-mile, EV-owners can access sustainably generated energy with ease and affordability.

### How is India enabling the electric transition?

Strategies like demand and supply side-incentives; promotion of R&D in battery technology and management systems; promotion of charging infrastructures are some measures required to bring about the mobility transition. This transition is anticipated to provide a thrust to investments in the EV ecosystem. While the Indian EV story has been in making for almost two decades, now it seems to be acquiring significant momentum in both its

mobility and overall sustainable energy transition. The increasing public consciousness on the adverse health effects of air pollution combined with robust policy framework for EVs has translated to the emergence of a fast-growing private sector ecosystem. India's e-mobility sector is also taking cues, insights, and knowledge from global counterparts, and adapting best practices to an Indian context. Considering both its environmental and economic benefits, the goal of 30 per cent fleet electrification will necessitate even more collaboration among OEMs and related service providers across automobile, technology, energy, and allied fields.

### Footnotes

1. <https://www.weforum.org/agenda/2019/03/the-dirty-secret-of-electric-vehicles/>
2. Clean Energy Ministerial, EV30@30 fact sheet (May 2018).pdf
3. <https://assets.kpmg/content/dam/kpmg/in/pdf/2018/04/Electric-vehicles-in-India.pdf>
4. <https://ig.ft.com/india-pollution/>
5. <https://economictimes.indiatimes.com/>

news/politics-and-nation/majority-of-air-pollution-deaths-in-india-linked-to-diesel-vehicle-emissions-study/articleshow/68184315.cms

6. [https://www.tfeconsulting.com/\\_website/wp-content/uploads/2018/05/TFE\\_Report-India-electric-mobility.pdf](https://www.tfeconsulting.com/_website/wp-content/uploads/2018/05/TFE_Report-India-electric-mobility.pdf)
7. <https://phys.org/news/2017-04-india-coal-conflict-climate-commitments.html>
8. <https://www.thehindubusinessline.com/economy/indias-coal-power-plants-unhealthiest-in-world/article26332557.ece>
9. <http://www.indiasmartgrid.org/reports/ISGF-Electric-per-cent20Vehicles-per-cent20for-per-cent20Delhi-per-cent20Final.pdf>
10. <https://www.transportenvironment.org/publications/electric-vehicle-life-cycle-analysis-and-raw-material-availability>
11. <https://www.fueleconomy.gov/feg/evtech.shtml>
12. <https://economictimes.indiatimes.com/industry/energy/power/india-to-comfortably-achieve-100-gw-solar-energy-target-by-2022-government/articleshow/65307570.cms>

(E-mail:vdwivedi@eesl.co.in)



# Indiastat

PRESENTS

Mobile App



Available in  
12 Indian and  
7 International  
languages

Updated  
weekly

With  
Comparative  
data

AVAILABLE ON




DATANET INDIA INITIATIVES

[Indiastat.com](http://Indiastat.com) | 
 [DistrictsofIndia.com](http://DistrictsofIndia.com) | 
 [ElectionsinIndia.com](http://ElectionsinIndia.com) | 
 [Indiastatgraphics.com](http://Indiastatgraphics.com) | 
 [DatanetIndia-eBooks.com](http://DatanetIndia-eBooks.com)

18 years of serving socio-economic & electoral research fraternity in India and abroad

YE-1065/2/2018



Every 2nd Selected Candidate of  
UPSC-CSE'17 is from **KSG**



An Institute For **IAS** Exam...

**Dr. Khan**

*The power of general studies at KSG*

[www.ksgindia.com](http://www.ksgindia.com)

2017

REGISTRATION FORM

1. Name: ANU KUHARI

2. Date of Birth: [Month] [Year]

3. Medium: English

**RANK-2**

REGISTRATION FORM

1. Name: SACHIN GOITR

2. Date of Birth: [Month] [Year]

3. Medium: English

**RANK-3**

REGISTRATION FORM

1. Name: [Name]

2. Date of Birth: [Month] [Year]

3. Medium: English

**RANK-6**

REGISTRATION FORM

1. Name: [Name]

2. Date of Birth: [Month] [Year]

3. Medium: English

**RANK-7**

REGISTRATION FORM

1. Name: [Name]

2. Date of Birth: [Month] [Year]

3. Medium: English

**RANK-9**

REGISTRATION FORM

1. Name: [Name]

2. Date of Birth: [Month] [Year]

3. Medium: English

**RANK-11**

REGISTRATION FORM

1. Name: [Name]

2. Date of Birth: [Month] [Year]

3. Medium: English

**RANK-12**

REGISTRATION FORM

1. Name: [Name]

2. Date of Birth: [Month] [Year]

3. Medium: English

**RANK-14**

REGISTRATION FORM

1. Name: [Name]

2. Date of Birth: [Month] [Year]

3. Medium: English

**RANK-18**

REGISTRATION FORM

1. Name: [Name]

2. Date of Birth: [Month] [Year]

3. Medium: English

**RANK-20**

... & MANY MORE

**FOUNDATION COURSE  
REGULAR BATCH**

**CENTRAL DELHI (RAJENDER NAGAR)**  
**17th JUNE**

**NORTH DELHI (HUDSON LANE)**  
**17th JUNE**

**WEEKEND BATCH**  
DELHI - 25th MAY BENGALURU - 18th MAY

**FOUNDATION COURSE AT REGIONAL CENTRES**

BENGALURU : 14th JUNE 76191 66663  
JAIPUR : 24th JUNE 82908 00441  
PATNA : 10th JULY 74639 50774  
INDORE : 12th JULY 98937 72941  
BHOPAL : 22nd JULY 75099 75361

**Advance Foundation Course (TWO YEARS PROGRAMME)** designed for college students and working Professionals  
**Bhopal - 20th JULY**

**OPTIONAL COURSE**  
History / Geography / Pub.Ad  
DISTANCE LEARNING PROGRAMME ALSO AVAILABLE

**IT PAYS TO STUDY WITH SPECIALIST...**

2016

REGISTRATION FORM

1. Name: ABHILASH MEHRA

2. Date of Birth: [Month] [Year]

3. Medium: English

**RANK-5**

2015

REGISTRATION FORM

1. Name: TINA DABLI

2. Date of Birth: [Month] [Year]

3. Medium: English

**RANK-1**

2013

REGISTRATION FORM

1. Name: [Name]

2. Date of Birth: [Month] [Year]

3. Medium: English

**RANK-2**

2012

REGISTRATION FORM

1. Name: RACHIT KAT

2. Date of Birth: [Month] [Year]

3. Medium: English

**RANK-3**

REGISTRATION FORM

1. Name: [Name]

2. Date of Birth: [Month] [Year]

3. Medium: English

**RANK-3**

**Every seed has a tree hidden**  
*...provided it gets proper system to evolve*

**DELHI VIJAY NAGAR**  
2521, HUDSON LINE  
VIJAY NAGAR CHOWK  
NEAR GTB NAGAR METRO  
STATION NEW DELHI - 110009  
PH.: 011-4555 2607 / 08  
MOB.: 97173 80832

**DELHI RAJENDER NAGAR**  
SHOP NO-6, 3rd Floor,  
OLD RAJENDER NAGAR MARKET  
NEAR KAROL BAGH METRO STN.  
NEW DELHI - 110060  
PH.: 011-4517 0303  
MOB.: 98112 93743

**BENGALURU KORAMANGALA**  
3<sup>rd</sup> FLOOR, NO 116-C-1  
KHB COLONY  
5<sup>th</sup> BLOCK KORAMANGALA  
BEHIND AIRTEL OFFICE  
BENGALURU - 560095  
PH.: 080 4854 4393  
MOB.: 76191 66663

**INDORE BHAWAR KUAN**  
232-233, 2<sup>nd</sup> FLOOR  
VEDA BUILDING  
NEAR APPLE HOSPITAL  
BHAWAR KUAN SQUARE  
INDORE - 452001  
PH.: 0731- 4977 441  
MOB.: 98937 72941

**BHOPAL M.P. NAGAR**  
**Bhopal Address - 1**  
PLOT NO. 43, 3<sup>rd</sup> FLOOR  
S-1, S3, R.R. ARCADE  
BEHIND G.K. PALACE HOTEL  
M.P. NAGAR ZONE-II  
BHOPAL - 462011  
PH.: 0755- 4077 441  
MOB.: 75099 75361

**JAIPUR TONK ROAD**  
403-404, 4<sup>th</sup> FLOOR  
APEX TOWER  
ABOVE AXIS BANK  
LAL KOTHI, TONK ROAD  
JAIPUR - 302015  
PH.: 0141- 4052 441  
MOB.: 82908 00441

**Bhopal Address - 2**  
PLOT NO. 48, 1<sup>st</sup> FLOOR  
NEAR ARYA BHAWAN RESTAURANT  
BEHIND SARGAM TALKIES  
M.P. NAGAR ZONE-II  
BHOPAL - 462011  
PH.: 0755- 4912 441  
MOB.: 75099 75361

**PATNA EXHIBITION ROAD**  
ABOVE TOYOTA SHOWROOM  
CEAT COMPOUND  
EXHIBITION ROAD  
NEAR GANDHI MAIDAN  
PATNA - 800001  
PH.: 0612 - 250 0961  
MOB.: 74639 50774

Follow us on

[www.ksgindia.com](http://www.ksgindia.com)

Download KSG India App  
from Google Play Store



YE-1104/2018



# India's Conundrum: Aligning Emission Mitigation with Development

*Ritu Mathur, Garima Vats, Swapnil Shekhar*

**W**ith a per capita GDP of \$1965 (vis-à-vis a world average of \$10363), India's HDI is 0.64, placing it at a rank of 130 among 189 countries.<sup>1</sup>

Despite being one of the fastest growing economies of the world, nearly 12 per cent of the households still do not have access to basic services like clean water<sup>2</sup> and 55 per cent of the households live in mud or semi-concrete houses.<sup>3</sup> Even in 2011/12, around 52 per cent households used firewood for cooking. India's per capita electricity consumption was about a fourth of the global average while its per capita energy consumption was around one-fifth of the global average in 2015/16,<sup>4</sup> reflecting a combination of the prevailing energy access and affordability issues. Accordingly, India still needs to significantly improve its development infrastructure towards achieving higher levels of well-being for its population.

Historically, the developed countries accounted for the larger part of the global emissions as they industrialised and developed their infrastructure earlier. In recent years, as economic growth picked up in the non-OECD countries, the share of OECD and non OECD emissions has reversed, and was 37.2 per cent and 62.8 per cent in 2017 as compared to 61 per cent and 39 per cent respectively in 1960. India and China accounted for 55 per cent of non- OECD emissions,

with China contributing to 44 per cent and India accounting for 11 per cent in 2017.<sup>5</sup>

India's GHG emissions (excluding land use change and forestry) increased by nearly 115 per cent between 1994 and 2014, the energy sector contributing to the majority of GHG emissions which went up from 61.3 per cent in 1994 to 70.7 per cent in 2010,<sup>6</sup> and 76.6 per cent in 2014. The per capita GHG emissions between 1994 and 2014 went up by 56.4 per cent, from 1.3 to 2.0 tonnes of CO<sub>2</sub>e per capita<sup>7</sup> which is still less than half of the current global average.<sup>8</sup>

The recent IPCC Special Report on impacts and emissions pathways

**The key elements of India's current transition story need to relate with enhancing efficiency in the energy system to dampen the growth in future energy requirements and to simultaneously transition towards cleaner energy forms, wherever feasible, to reduce the ensuing emissions. Accordingly, we are now witnessing the era of the transition to new renewables like solar and wind energy.**

of 1.5°C clearly states that the speed and scale with which transitions will need to occur are not the same as would be required for 2°C world.



Dr. Ritu Mathur is Director, Garima Vats is Consultant and Swapnil Shekhar is Research Associate at Centre for Integrated Assessment and Modelling, The Energy and Resources Institute (TERI).



**The role of energy efficiency as a key element of India's sustainable development path can be easily understood since whatever energy reduction is achieved, it directly contributes to lowering the pressure on energy and infrastructure supply of a rapidly growing economy and in turn contributes to reducing the energy or emissions intensity of the country.**

The world would require rapid and far reaching transitions at the global as well as national levels.<sup>9</sup> Therefore it is clear that while rapid and inclusive development is clearly an overriding priority for the country on one hand, the global responsibility and pressure on India to grow sustainably is also significant as the urgency to address climate change issues is assuming increasing importance globally.

**What makes India's current energy transition unique?**

Energy transition is by no means a new concept for India – the country has had a history of transitioning to different energy choices based on the stage of the country's development and main national priorities. In the initial years of national planning following India's independence, the primary focus was on socio-economic development and energy policies focused on supply adequacy and infrastructure development. In the years that followed, the energy sector witnessed a gradual transition away from traditional use of biomass to modern energy forms like coal and petroleum products. The 5-Year Plans shifted their focus from issues of energy access in the 1970s, to that of national energy security in the 1980s and modernization of energy infrastructure in the 1990s.<sup>10</sup> During these years, the energy sector witnessed a transition towards higher levels of electrification and an increase in the share of thermal power generation (especially coal based) as compared to hydro power,

as energy supply saw rapid increase. Increasingly, the understanding of energy security also evolved to include aspects of access, affordability and efficiency rather than being seen in a narrow sense of only national self-sufficiency. India's Eleventh (2007-2012) and Twelfth Plan (2012-17) presented the broad vision and aspiration of a 'faster, sustainable, and more inclusive growth'<sup>11</sup> and priority to environmental sustainability was also explicitly mentioned.

The key elements of India's current transition story need to relate with enhancing efficiency in the energy system to dampen the growth in future energy requirements and to

simultaneously transition towards cleaner energy forms, wherever feasible, to reduce the ensuing emissions. Accordingly, we are now witnessing the era of the transition to new renewables like solar and wind energy.

Given the global urgency to tackle climate change, following the Paris Agreement in 2015, India had set out its Nationally Determined Contribution (NDC) targets for 2030, which broadly have three main targets, viz:<sup>12</sup>

1. Reducing the emissions intensity of its GDP by 33 per cent-35 per cent from 2005 levels.

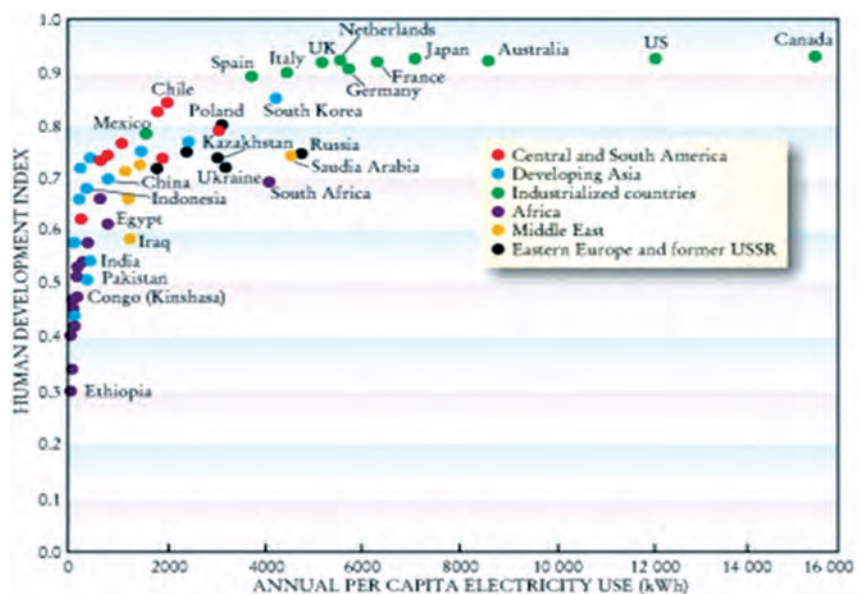


Figure 1: Human Development Index (HDI) of countries plotted against their per capita electricity use in kWh; Source: Human Development Report 2018, World Bank 2019

2. Achieving 40 per cent cumulative electric power installed capacity based on non-fossil energy sources, contingent on international transfer of technology and low cost finance.
3. Creating an additional carbon sink of 2.5- 3.0 billion tonnes of CO<sub>2</sub> equivalent through additional forest and tree cover.

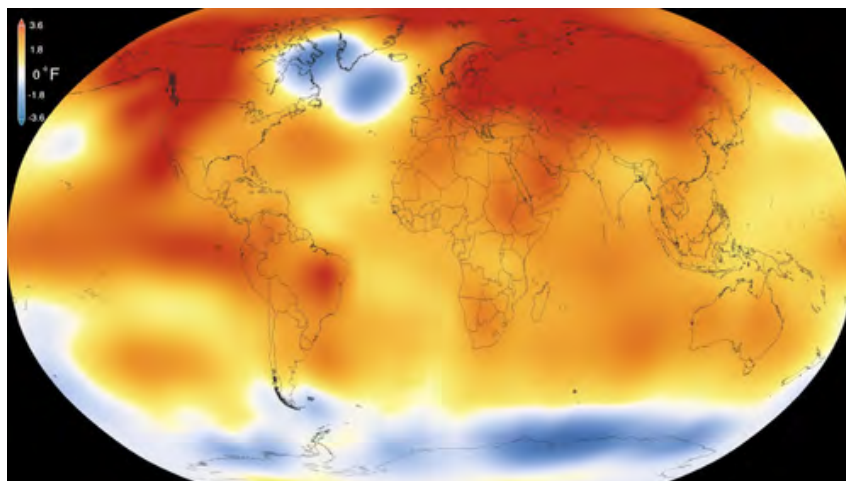
Out of the three main NDC targets, the first two relate with the energy sector which not only indicates the importance but also the crucial role that this sector needs to play in achieving India's emission reduction.

Despite its low historic emissions, India is today at a juncture where it is faced with tremendous pressure to increase its economic growth and provide for improved access to energy and services whilst attempting to simultaneously minimise GHG emissions. Most countries have in the past undertaken a decoupling of emissions from their growth trajectory at a time when the requirement for rapid growth and industrialization was already over. Also, no other country has been able to achieve an HDI of 0.9 or more without a per capita electricity consumption of at least 4000 kWh per annum<sup>13</sup>(Figure 1).

This places India in a unique position where the need to think about the transitions in the coming years needs to be more innovative and holistic in nature, so as to simultaneously and synergistically align development objectives with environmental sustainability.

India's energy sector choices for low carbon development

Based on analysis of several energy sector scenarios developed by TERI as part of a study,<sup>14</sup> the three most



relevant areas that could contribute to energy sector decarbonisation include energy efficiency improvements, power sector decarbonisation through renewables like solar and wind, and increased electrification of end-uses as the power sector gets increasingly decarbonised.

The role of energy efficiency as a key element of India's sustainable development path can be easily understood since whatever energy reduction is achieved, it directly contributes to lowering the pressure on energy and infrastructure supply of a rapidly growing economy and in turn contributes to reducing the energy or emissions intensity of the country.

A recent assessment indicates that an energy reduction of at least 12 per cent could be achieved by 2041 by efficiency improvements alone across energy demand sectors. The maximum scope for energy efficiency rests in the industrial sector [specifically iron & steel, and micro, small and medium enterprises (MSMEs)], followed by transport sector (through shift of mobility from road to rail and vehicular efficiency improvement), commercial sector (specifically shops and malls) and residential sector

(space conditioning and lighting).<sup>15</sup>

Moving towards renewables such as solar power is a "win-win" option for India given the abundance of sunshine in the country and the rapid development of solar technologies that has resulted in a rapid plummeting down of renewable based electricity costs in recent times. Today, the cost of renewables (especially solar) has decreased rapidly, making it fairly competitive with fossil based generation. It is expected that renewable electricity (with storage) would attain large scale commercial viability by 2030, thereby overcoming the intermittency challenges (for wind and solar power).

Moreover, it is clear that as the electricity sector gets increasingly decarbonised, it could augur well for India to move towards electrification of end-uses such as cooking and mobility. Leapfrogging to electric cook-stoves judiciously in some cases could bring in greater benefits in terms of moving to a low carbon path rather than first making a transition towards LPG/ PNG as part of the effort to move to cleaner modern fuels. Similarly, if the country could make a quick move to electric vehicles directly

---

**Employment considerations are critical considering the changes in both fuel and technological choices that India may witness in the coming years. While the new technologies, like renewables, may promise employment generation, there might be job losses in other sectors, like the coal sector. In India, employment at Coal India, the world's largest coal producer, has fallen by around 36 per cent, from 511,000 workers in 2002/03 to 326,000 in 2015/16.**

---



rather than making a transition first to fuels such as CNG and locking the country into potentially infructuous infrastructure in the longer term, we could also simultaneously address the issue of local air pollution in cities. However, the shift to electric vehicles is contingent not only on improvements in battery technology, but also on systematic overhaul of the infrastructure to meet the charging requirements etc.

Similarly, while the issue of intermittency of renewables has been addressed globally by natural gas playing a role in balancing power, India could maximize the utilization of its existing fleet of coal based plants in the short term to support the transition to renewables in the power sector. Even though gas is a relatively cleaner fossil fuel as compared to coal, recent analysis suggests that it may be prudent to leapfrog directly to renewables from coal in the power sector, rather than locking into gas based infrastructure at this stage.

Two key aspects need to be carefully deliberated whilst evaluating the scope for enhancing the pace and scale of India's mitigation pathways.

Firstly, with regard to economically viable technological choices, several options do exist and are gainfully being exploited already in the country. Several policies and measures are geared towards enabling the uptake of these preferred options. These energy options (especially those based on renewable resources like solar and wind) or even efficient appliances can in the long term, bring in significant economic benefits to the consumers at the individual level, and to the economy at large. However, they often entail high upfront capital costs for setting up the associated infrastructure. Therefore, the financial requirements of these alternatives need to be carefully considered especially if they need to be adopted at larger scales. A recent estimate suggested that the country would need around \$4.5 trillion by 2040 to meet its developmental aspirations alone.<sup>16</sup>

---

**While technological choices and solutions exist for India's energy transition, there also exist several challenges that would need to be addressed via suitable policies and measures, keeping India's socio-economic context in mind. Adoption of some efficiency measures may require behavioural changes apart from purely technological solutions, and therefore necessitate ways to motivate consumers to shift to such options through innovative business models and strategies. The adoption of renewables at larger scales would also need to be complemented with grid improvements to handle higher share of intermittent/variable power.**

---

In light of this, it is important that the country does not compromise on development related spending while proceeding towards a low carbon pathway. Alternative and additional sources of finance should be tapped to ensure that both objectives can be pursued synergistically.

Secondly, recent analysis indicates that while moving to higher levels of emission reduction viz. towards a 2°C world, may be feasible with the existing state of technologies, faster and deeper mitigation towards levels that may help achieve a 1.5°C world may prove to be difficult unless technologies such as battery storage become economically viable at scale. Similarly, accelerating the pace of electrification of vehicles could prove to be detrimental unless the power generation sector is already highly decarbonised.

Further, while technological choices and solutions exist for India's energy transition, there also exist several challenges that would need to be addressed via suitable policies and measures, keeping India's socio-

economic context in mind. Adoption of some efficiency measures may require behavioural changes apart from purely technological solutions, and therefore necessitate ways to motivate consumers to shift to such options through innovative business models and strategies. The adoption of renewables at larger scales would also need to be complemented with grid improvements to handle higher share of intermittent/variable power.

In the industrial sector, the first cycle of the Perform, Achieve and Trade (PAT) scheme directed towards improving energy efficiency in designated units across the eight major industries of India over-achieved its target. However, with the relatively lower hanging fruit being tapped already, it is likely that tapping additional savings may not be as easy to achieve. Perhaps the biggest challenge to adoption of energy efficient technologies in the industry sector comes from the Micro, Small and Medium Enterprises (MSMEs). These being small, un-mechanised and having limited dependence on electricity offer limited avenues of efficiency improvement. They also lack capital and motivation to shift to better processes and technologies because unlike the big industries, they lack the advantage of scale.

In other cases, such as in the transport sector, there may still be technological gaps in terms of availability of economically viable alternatives. While solutions have emerged at the pilot scale to find substitutes for Aviation Turbine Fuel (ATF) used in the aviation sector, and to fuels used in the shipping and heavy road-freight transportation, these solutions are still not readily available for large scale transitions.

There are several examples of innovative ways through which India has adopted switchovers to efficient alternatives. The aggregation of demands to drive down prices of the technological solution is one such example that has been adopted in case of procurement of LED lights,<sup>17</sup> and efficient power-looms equipment to

small and medium units in the Textile industry.<sup>18</sup> However, India needs several such strategies to meet the ambitious target of Paris Agreement of reducing the global temperature rise to well below 2°C.

### Linking climate mitigation with sustainable development

For a developing country like India there are several other concerns that need to be handled simultaneously with emission mitigation. The interconnections between climate and some major social determinants, like equality, equity, poverty, health, human security, ethics, and well-being, are well recognised.<sup>19</sup> The three biggest challenges as put forth by the World Economic Forum in a recent article are skill development and employment for the future workforce, socio-economic inclusion of rural India, and a healthy and sustainable future.<sup>20</sup>

Employment considerations are critical considering the changes in both fuel and technological choices that India may witness in the coming years. While the new technologies, like renewables, may promise employment generation, there might be job losses in other sectors, like the coal sector. In India, employment at Coal India, the world's largest coal producer, has fallen by around 36 per cent, from 511,000 workers in 2002/03 to 326,000 in 2015/16.<sup>21</sup>

As we stand at the cusp of an era of rapid technological, socio-economic and geopolitical changes, India could face a significant bifurcation of economic outcomes between those who are able to fully integrate in the emerging economy and those who are not. This divergence could become apparent in future jobs, wages and the changing nature of work. Sectoral changes in both the number and nature of jobs will require concerted efforts towards skill development, re-skilling, or up-skilling of the population employed in these sectors.<sup>22</sup>

Inequality, an important determinant of social sustainability, has also been increasing in India over the last few years. The Gini coefficient of wealth in India was 0.83 in 2017, placing India among the countries with highest inequality levels.<sup>23</sup> Based on recent NSSO consumption surveys, the Gini coefficient indicated a rise in consumption inequality from 0.32 in 1993-94 to 0.38 in 2011-12 in urban areas. Corresponding estimates in rural areas are 0.26 in 1993-94 and 0.29 in 2011-12.<sup>24</sup> Accordingly, India with a growing and young population base, needs to be mindful of creation of employment opportunities and ensuring inclusive growth in planning India's development trajectory.

Further, while the environmental trends at the macro level are seen to be improving, local environmental issues that are directly linked to social welfare, like air pollution and water shortages, seem to be intensifying at localised levels. Therefore, planning in the Indian context additionally needs to be mindful of growing levels of local air pollution, environmental footprint of its current and future activities, as well as sustainability of land and water.

### Conclusion

In sum, on the one hand, India's energy transition story needs to address the technology development perspective which calls for enhanced and accelerated efforts to increase the uptake of clean and efficient energy substitutes, processes, and end-use equipment, such that the country does not lock itself into large stocks of inefficient equipment and infrastructure. At the same time, India needs to address the social development perspective wherein it needs to enable a higher standard of living for all her citizens by growing at a relatively higher pace and in a more inclusive way, ensure access to clean and modern energy forms in a reliable and affordable manner for all sections of society, doubling of farm incomes, creation of job opportunities through strengthening

of industrial base etc. Connects across linked sectors also require careful investigation of trade-offs to ensure the success of mitigation strategies. India must therefore undertake an integrated and holistic approach to use innovative business models and dynamic decision making to address the multiple challenges at the policy and institutional levels or those posed by socio-cultural and market barriers, in order to successfully convert the challenges into opportunities for inclusive growth.

### Endnotes

- 1 United Nations Development Programme, 2018. Human development indices and indicators: 2018 Statistical update.
- 2 WB (World Bank), 2019. *People using at least basic drinking water services ( per cent of population)*, World Development Indicators. Washington, DC: World Bank. <https://doi.org/10.1596/978-1-4648-0683-4>. License: Creative Commons Attribution CC BY 3.0 IGO
- 3 MoEFCC, 2018. India: Second Biennial Update Report to the United Nations Framework Convention on Climate Change. Ministry of Environment, Forest and Climate Change, Government of India.
- 4 TERI, 2017. TERI Energy & Environment Data Diary and Yearbook (TEDDY) 2017-18, The Energy Research Institute, New Delhi, India.
- 5 BP, 2018. BP Statistical Review of World Energy, 67<sup>th</sup> Edition, viewed online 25 March 2019 <https://www.bp.com/content/dam/bp/business-sites/en/global/corporate/pdfs/energy-economics/statistical-review/bp-stats-review-2018-full-report.pdf>
- 6 MoEFCC, 2015. India: First Biennial Update Report to the United Nations Framework Convention on Climate Change. Ministry of Environment, Forest

- and Climate Change, Government of India.
- 7 INCCA (Indian Network for Climate Change Assessment), 2010. India: Greenhouse Gas Emissions 2007, The Ministry of Environment & Forests, Government of India.
  - 8 MoEFCC, 2018. India: Second Biennial Update Report to the United Nations Framework Convention on Climate Change. Ministry of Environment, Forest and Climate Change, Government of India.  
WB (World Bank), 2019. *CO2 emissions (metric tons per capita*, World Development Indicators. Washington, DC: World Bank. <https://doi.org/10.1596/978-1-4648-0683-4>. License: Creative Commons Attribution CC BY 3.0 IGO
  - 9 IPCC, 2018: *Global warming of 1.5°C. An IPCC Special Report on the impacts of global warming of 1.5°C above pre-industrial levels and related global greenhouse gas emission pathways, in the context of strengthening the global response to the threat of climate change, sustainable development, and efforts to eradicate poverty* [V. Masson-Delmotte, P. Zhai, H. O. Pörtner, D. Roberts, J. Skea, P.R. Shukla, A. Pirani, W. Moufouma-Okia, C. Péan, R. Pidcock, S. Connors, J. B. R. Matthews, Y. Chen, X. Zhou, M. I. Gomis, E. Lonnoy, T. Maycock, M. Tignor, T. Waterfield (eds.)]
  - 10 Bardhan, R., Debnath, R. and Jana, A., 2019. Evolution of sustainable energy policies in India since 1947: A review. *Wiley Interdisciplinary Reviews: Energy and Environment*, p.e340.
  - 11 Planning Commission, 2013. Twelfth Five Year Plan -Faster, More Inclusive and Sustainable Growth. Government of India, p.10
  - 12 GoI (Government of India), 2015. *India's Intended Nationally Determined Contribution: Working Towards Climate Justice*. Ministry of Environment, forestry and climate change, Government of India, p.29
  - 13 GoI (Government of India), n.d., Energy Efficiency: Overview, Ministry of Power, viewed online 23 March 2019 <https://powermin.nic.in/en/content/overview-2>
  - 14 The scenarios referred to here were developed as part of the CD-LINKS project. This project has received funding from the European Union's Horizon 2020 research and innovation programme under grant agreement No 642147 (CD-LINKS). The website of the project is: <https://www.cd-links.org/>
  - 15 TERI, 2018. Energy Efficiency Potential in India, New Delhi: The Energy and Resources Institute. 71pp.
  - 16 GoI (Government of India), 2018, Economic Survey of India 2017-18, Economic Survey of India, Ministry of Finance, Department of Economic Affairs, Economic Division
  - 17 ET (Economic Times), 2016, Retail price of LED bulbs under government scheme drops to Rs 65, Published on November 28, 2016, viewed online 23 March 2019 <https://economictimes.indiatimes.com/industry/energy/power/retail-price-of-led-bulbs-under-government-scheme-drops-to-rs-65/articleshow/55666424.cms?from=mdr>
  - 18 GoI (Government of India), 2017, Ministries of Power & Textiles join hands under new initiative SAATHI (Sustainable and Accelerated Adoption of efficient Textile technologies to help small Industries), Press Information Bureau, Ministry of Power viewed online 25 March 2019, <http://pib.nic.in/newsite/PrintRelease.aspx?relid=171894>
  - 19 Ravallion, M., Heil, M. and Jalan, J., 2000. Carbon emissions and income inequality. *Oxford Economic Papers*, 52(4), pp.651-669
  - Epstein, P.R., 1999. Climate and health. *Science*, 285(5426), pp.347-348.
  - Casillas, C.E. and Kammen, D.M., 2010. The energy-poverty-climate nexus. *Science*, 330(6008), pp.1181-1182.
  - O'Brien, K. and Leichenko, R., 2006. Climate change, equity and human security. *Die Erde*, 137(3), p.165.
  - 20 Ghosh, M., 2019, The three biggest challenges for India's future, World Economic forum Annual meeting, World Economic Forum, viewed online 1 April 2019 <https://www.weforum.org/agenda/2019/01/India-biggest-future-three-challenges-consumption/>
  - 21 IRENA (International Renewable Energy Agency), 2017. Renewable Energy and Jobs Annual Review 2017, viewed online 29 March 2019 <https://www.irena.org/publications/2017/May/Renewable-Energy-and-Jobs--Annual-Review-2017>
  - 22 Malamatenios, C., 2016. Renewable energy sources: Jobs created, skills required (and identified gaps), education and training. *Renewable Energy and Environmental Sustainability*, 1, p.23.  
Maclean, R., 2017. Education and Skills for Inclusive Growth, Green Jobs and the Greening of Economies in Asia—Case Study Summaries of India, Indonesia, Sri Lanka and Viet Nam. Asian Development Bank.
  - 23 Himanshu, India Inequality Report, 2018: Widening Gaps. New Delhi: Oxfam India, 2018, 17 pp. Available at [https://www.oxfamindia.org/sites/default/files/WideningGaps\\_IndiaInequalityReport2018.pdf](https://www.oxfamindia.org/sites/default/files/WideningGaps_IndiaInequalityReport2018.pdf)
  - 24 Basole, A. and Basu, D., 2015. Non-Food Expenditures and Consumption Inequality in India. *Economic & Political Weekly*, vol 1 (36), pp.43-53. □

(E-mail:ritum@teri.res.in)



# ANTHROPOLOGY

Top 5 Highest Scores : 4 out of Top 5 Ranks in Anthro  
Anthropology Mains Batch | Mains Test Series **Online & Offline**

## OUR SELECTIONS CSE-2017

 RANK <b>03</b> MARKS- 339 Sachin Gupta	 RANK <b>06</b> MARKS- 338 Koya Sree Harsha	 RANK <b>07</b> MARKS- 350 Ayush Sinha	 RANK <b>12</b> MARKS- 320 Ashima Mittal	 RANK <b>59</b> MARKS- 314 Bhuvanesh Patil	 RANK <b>64</b> MARKS- 320 Swapnel Paul	 RANK <b>93</b> MARKS- 324 Ketan Garg	
 RANK <b>143</b> MARKS- 286 Abhinav Chouksey	 RANK <b>245</b> MARKS- 302 G Chandesh	 RANK <b>256</b> MARKS- 307 Bharat Mittal	 RANK <b>278</b> MARKS- 315 Shiv Narayan Sharma	 RANK <b>280</b> MARKS- 284 Nikhil Singh	 RANK <b>289</b> MARKS- 288 Ashutosh Pandey	 RANK <b>291</b> MARKS- 294 Shubhank Mishra	
 RANK <b>294</b> MARKS- 300 Vinodh Patil	 RANK <b>386</b> MARKS- 291 Anupama Anjali	 RANK <b>432</b> MARKS- 295 Kirti Goel	 RANK <b>455</b> MARKS- 266 Svatantra Kumar Agrawal	 RANK <b>458</b> MARKS- 277 Ekta Katri	 RANK <b>473</b> MARKS- 265 Anala kamala priya	 RANK <b>475</b> MARKS- 285 Suraj Patel	
 RANK <b>493</b> MARKS- 288 Sumit Kumar	 RANK <b>504</b> MARKS- 276 Varnit Negi	 RANK <b>519</b> MARKS- 276 Ayushi Rai	 RANK <b>531</b> MARKS- 304 Abhilash Baddur	 RANK <b>532</b> MARKS- 309 Tapdiya Shrikant	 RANK <b>547</b> MARKS- 308 Rickey Agarwal	 RANK <b>607</b> MARKS- 293 Krishna kant patel	
 RANK <b>667</b> MARKS- 263 Chandan	 RANK <b>668</b> MARKS- 272 Hemank Kumar	 RANK <b>718</b> MARKS- 272 Kundan Kanwaria	 RANK <b>722</b> MARKS- 284 Suman Yadav	 RANK <b>724</b> MARKS- 288 Makwana Meet kumar	 RANK <b>726</b> MARKS- 288 Eltepu Seshu	 RANK <b>794</b> MARKS- 279 Ram Niwas Bugalia	
 RANK <b>825</b> MARKS- 279 Navin Sreejit	 RANK <b>922</b> MARKS- 290 Bhanwar Singh	 <b>L2A</b> LEARN 2 ACHIEVE				<b>011-25781883</b> <b>9821805141</b> <b>9868560857</b>	

Add: 98, GF, Near Axis Bank, Old Rajinder Nagar, Delhi-60

COMPLETE COVERAGE OF P-1 & P-2 ; INTERLINKAGES WITH CURRENT CASE STUDIES;  
COMPREHENSIVE TESTS ; IN-DEPT CLASSROOM TEACHING; MANY OF OUR STUDENTS GOT 300+ MARKS

FOR DETAILS VISIT OUR WEBSITE : [WWW.L2A.IN](http://WWW.L2A.IN)

YE-953/5/2018



# Climate Change: Challenges and Opportunities

*Urmi A Goswami*

**O**n April 1, the Indian Meteorological Department put out its forecast for the April to June season: the average temperatures in most parts of the country are likely to be 0.5 degree Celsius higher than normal with some areas registering temperature increase of more than 1 degree Celsius. This was no April 1 joke. The mercury has been inching up since, giving credence to the forecast.

The IMD's forecast for last summer of higher than normal summer temperatures and heatwaves, too, was

borne out. As a matter of fact, the IMD's data from its observational network finds that in keeping with the rising trend of earth's temperature, annual mean temperature in India between 1901 and 2017 has shown a significant increasing trend (0.66°C per hundred years). Global average temperature is now 1°C above pre-industrial levels.

As in other parts of the world, rising temperatures and warming are not the stuff of the future. And neither are the impacts of a warming planet. India has already been experiencing the impacts of 1°C warming. It was evident in Uttarakhand, Chennai,

**Climate change is about rising temperatures, shifting precipitation patterns, extreme weather events. It is also much more. It is about changing the way we consume and produce. It is about creating more sustainable economies. And for a country such as India, filling the backlog of development in a climate constrained world poses a real and immediate challenge. However we cannot just grow our way out of this crisis.**



The author is Assistant Editor with The Economic Times.



Srinagar, Malin, and more recently in Kerala and north-east India, the heat waves of the past summer and the uneven rainfall across the country with floods affecting some regions and very severe drought conditions facing many parts of the country. With global temperature increase likely to overshoot the “well below 2°C” goal of the 2015 Paris Agreement, the events of the past few years portends a huge and expanding danger.

The warning issued by scientists of the UN climate science body, the Intergovernmental Panel on Climate Change from Busan, South Korea in October last year of the immediate and grave consequences of continuing to emit greenhouse gases at current rates was not entirely unexpected for India.

Scientists working on the IPCC special report, Global Warming at 1.5°C, concluded that without a rapid and appreciable reduction in greenhouse gas emissions, the world was on a path to temperature increase of 1.5 degrees Celsius in twelve years that is by 2040. A warming of 1.5°C would mean that large tracts of the existing coasts would be inundated and droughts and floods would intensify exposing billions of people to social and natural dangers. The warning even more dire given that global collective effort as pledged by countries through their national efforts to slow down global warming under the Paris Agreement put the world on a temperature increase trajectory of well over 2°C.

**TABLE 1: Impact of warming of global temperatures in South Asia/India**

	1.5 °C	2 °C
Average temperature increase	2.3 °C	3 °C
Increase in annual highest maximum temperature	1.2 °C	1.7 °C
Increase in frequency of warm extremes	160 per cent	438 per cent
Increase in heat waves in India by 2050	5 times	9 times
Increase in duration of heat waves in India	2 times	3 times
Increase in maximum population exposed to heat wave days	9 times	15 times
Change in average rainfall	No change	Decrease by 3 per cent
Increase in extreme monsoon rainfall	20 per cent	25 per cent
Increase in population exposed to water scarcity	20 million	30 million
Increase in economic damage from river flooding	358 per cent	546 per cent

Source: IPCC SR 1.5 and Carbon Brief

**Climate change will require economy-wide transformation. India will need to make dramatic changes across the spectrum-energy, transportation, urban and agriculture systems. It will require investing in human capital, innovation and research and development.**

Though no stranger to the adverse impacts of a warming planet, the IPCC special report had a clear message for resource poor and vulnerable countries such as India that it would be among those most adversely affected if warming exceeds 1.5°C.

Sounding the alarm UN Secretary General António Guterres told a gathering at the United Nations headquarters in New York last year: “Climate change is the defining issue of our time, and we are at a defining moment. Climate change is moving faster than we are – and its speed has provoked a sonic boom SOS across our world. If we do not change course by 2020, we risk missing the point where we can avoid runaway climate change, with disastrous consequences for people and all the natural systems that sustain us.”

**India In A Warming World**

As a relatively poor country that is vulnerable to climate change, India will be among those most adversely affected if warming exceeds 1.5°C. It is now clearer than ever before that many of the adverse impacts of climate change are unavoidable. South Asia, particularly India is a hotspot, and will be exposed to multiple and overlapping

hazards as the planet warms. The impacts even at 1.5 °C warming is considerable-intensified droughts and water stress, heatwaves, habitat degradation, and reduced crop yields.

Rising temperature and the variations in rainfall will impact water supplies. The overall impact of climate change on water resources will manifest as a rise in floods and droughts. The intensity and area affected by floods, river floods due to snowmelt and coastal flooding due to sea level rise-will increase considerably. India’s heavily populated 7,500 km long coastline will mean that a sizeable population will be affected by sea-level rise and resulting coastal flooding. Experts say that it could directly affect 50 million people, many of whom are directly dependent on the sea for their livelihood. Cities such as Mumbai and Kolkata too would be under threat.

**Acting On Climate Change**

India has been stepping up on its efforts to slow down the rate of greenhouse gas emissions and to adapt to impacts that are already being experienced.

In 2008, India launched the National Action Plan on Climate Change. Eight missions—solar energy, energy efficiency, forestry, sustainable habitat, water, agriculture, Himalayan ecosystem, and developing strategic knowledge for climate change—form the core of the multi-pronged, long-term, and integrated strategies for addressing climate change. Besides a national level plan, 32 states and union territories have prepared state level climate action plans. These plans comprising programmes in sectors such as health, industries, disaster management, tourism, and coastal development are focused on reducing greenhouse gas emissions and adapting



to climate change while addressing broader development goals.

The progress however has been uneven. Most of the efforts have been focused on the energy-related missions. Though efforts are underway to align policies and programmes to goals set out in the national action plans. Financial and technological constraints have hampered the effective implementation of the state plans.

As part of its pledges under the Paris Agreement, India has committed to increase the share of non-fossil

fuel power generating capacity to 40 per cent of its installed total power capacity by 2030. This shift from fossil fuel-based generation, that is from coal- and gas-fired thermal power plants to solar, wind, hydro and nuclear-based generation is an important shift given that the energy sector accounts for 73 per cent of India's total emissions.

As of February 2019, non-fossil fuel sources-based installed capacity accounted for 36.3 per cent of the country's total power generation capacity of 350.16GW.<sup>1</sup> Though the

share of non-fossil fuel sources that is renewable, hydro, and nuclear has increased, fossil fuels still account for the bulk of the power-generating capacity.

The dependence on fossil fuels, particularly coal, will according to the Central Electricity Authority projects a total power generating capacity of 619GW by 2026-27. Renewable energy sources will account for 275GW or 44 per cent of the total installed capacity while 263.88GW of capacity will be fossil fuels-based (coal, lignite, and gas).<sup>2</sup>

**TABLE 2: Electricity Capacity Targets According to the National Electricity Plan**

Technology	2017-18		2021-22		2026-27	
	MW	per cent of Total Capacity	MW	per cent of Total Capacity	MW	per cent of Total Capacity
Coal	197122	57 per cent	217283	45 per cent	238181	38 per cent
Gas	24897	7 per cent	24897	5 per cent	24897	4 per cent
Diesel	838	0 per cent	838	0 per cent	838	0 per cent
Nuclear	6780	2 per cent	10080	2 per cent	16880	3 per cent
Hydro	45293	13 per cent	51301	11 per cent	63301	10 per cent
Solar	21651	6 per cent	100000	21 per cent	150000	24 per cent
Wind	34046	10 per cent	60000	13 per cent	100000	16 per cent
Small Hydro	4486	1 per cent	5000	1 per cent	8000	1 per cent
Biomass	8839	3 per cent	10000	2 per cent	17000	3 per cent
Total Installed Capacity	344002	100 per cent	479399	100 per cent	619047	100 per cent

Source: Thomas Spencer et al, *Coal Transition in India*, TERI

### Highlights of India's Climate Actions

- Total annual GHG emissions have increased from 2,136.8 million tonnes (Mt) of CO<sub>2</sub>e (1,884.3 Mt with Land Use, Land Use Change and Forestry (LULUCF)) in 2010 to 2,607.5 Mt of CO<sub>2</sub>e in 2014 (2,306.3 Mt with LULUCF).
- Emission intensity of India's GDP has reduced by 21 per cent over the period of 2005-2014.
- Solar installed capacity has increased by about 9 times from 2.63GW to 23.28 GW between March 2014 and August 2018.
- The share of non-fossil sources in installed capacity of electricity generation increased from 30.5 per cent in March 2015 to 35.5 per cent in June 2018.
- Supercritical thermal power units have risen from 40 (27.48 GW in 2015) to 66 (45.55 GW in 2018) with avoided emissions amounting to 7 MtCO<sub>2</sub> in 2016-17.
- A total of 170 old thermal generation units having a higher heat rate and a cumulative capacity of 10.64 GW, have been retired till March 2018.
- Forest and tree cover increased from 24.01 per cent of the total geographical area as reported in India State of Forest Report (ISFR) 2013 to 24.39 per cent as reported in ISFR 2017.
- Perform Achieve and Trade (PAT) scheme for energy efficiency in industries and other energy-intensive sectors, covering 478 designated consumers, avoided emissions of 31 MtCO<sub>2</sub> in cycle I (April 2012 to March 2015). In total, 846 DCs from 13 sectors are undergoing implementation of PAT cycle II, III and IV with a total targeted energy savings of 19 Mtoe.
- India in partnership with France launched the International Solar Alliance at the UN Climate Summit in Paris 2015. The alliance is an effort to bring countries, particularly developing ones, together to harnessing the untapped potential of solar energy to provide universal energy access at affordable rates. The International Solar Alliance is treaty-based intergovernmental organisation headquartered in India.
- India is partnering 22 member countries and the European Union in the 'Mission Innovation' on clean energy, and is a co-lead in smart grid, off-grid and sustainable biofuels innovation challenges.

India has also committed to reducing the emissions intensity of its GDP by 33 to 35 per cent by 2030 from 2005 level. Earlier in 2010, India took a voluntary pledge to reduce the emission intensity of its GDP by 20-25 per cent by 2020 from 2005 levels. Between 2005 and 2014, India has reduced the emission intensity of the economy by 21 per cent. An analysis by Australia-based think tank Institute for Energy Economics and Financial Analysis (IEEFA) finds that India is likely to achieve its energy capacity and emissions intensity goals by 2020, that is a decade before the deadline of 2030 it set in its NDC.<sup>3</sup> The emissions

intensity of GDP, India has been able to bring it down by 21 per cent below 2005 levels by 2014. At this average annual rate of 2 per cent, India will meet its Paris goal nearly a decade ahead of 2030.

Another commitment made is to create an additional carbon sink of 2.5 to 3 billion tonnes of CO<sub>2</sub> equivalent through additional forest and tree cover by 2030. However, as regards the forestry goal, India's achievements are not as robust. "Our commitment is to create additional carbon sink of 2.5-3 billion tonnes of CO<sub>2</sub> equivalent, given our present pace it may be a

little difficult to achieve this target," said Mishra. But the situation is being addressed. "We are conscious of this, so a new strategy has been formulated, and put in place by which between now and 2030 this pace is going to almost be doubled. This should help meet the goal."<sup>4</sup>

### What Next?

Science and mounting evidence on the ground leaves no doubt that the impacts of climate change are not far in the future but already being felt. The impacts being experienced now whether it is extreme weather events or changing patterns of rainfall is only the beginning. From here onwards the impacts will only increase in their intensity, periodicity, and the numbers of those affected will mount. It is clear that even with the best efforts of all governments and stakeholders, actions far exceeding the pledges made under the Paris Agreement, the world has to adapt to and deal with a certain level of warming.

The IPCC Special Report gives the world about 12 years to slow down warming to levels that will limit the damage resulting from a warming planet. Since the IPCC's October report, other scientific panels such as the United Nations Environment's Sixth Global Environment Outlook have warned about the adverse impact that the damage to the environment is having on health and well-being. There is no doubt that climate change is real and its impacts more far reaching than previously understood.

UN Secretary General Antonio Guterres' warning holds true particularly for large economies with limited resources such as India. Rising temperatures will disproportionately affect disadvantaged and vulnerable populations through food insecurity, higher food prices, income losses, lost livelihood opportunities, adverse health impacts, and population displacements.

The climate change poses a complex challenge for an emerging economy such as India. How does



a large developing economy with considerable development deficits and millions still living in poverty grow its economy and sustain that growth while limiting its carbon footprint so as to slow down warming to avoid the more dire impacts of climate change on its people? How does a developing country with limited resources ensure that it can bridge the development gap of its people without endangering their well-being in a climate constrained world while at the same time is able to take advantage of the opportunities of the future?

Material resources and energy are the drivers of economic progress. Growing the economy and bridging the development gap will inevitably require increasing India's consumption of material resources and energy. A recent assessment, Global Resources Outlook 2019, by the International Resource Panel, a United Nations Environment-sponsored science body, reports that the global extraction and processing of material resources—biomass, fossil fuels, metals, and non-metallic minerals—contributes to more than 50 per cent of the greenhouse gas emissions. As a lower-middle income country, India's material footprint is smaller than its high and upper-middle income counterparts. However, it is already experiencing the adverse impacts of a materials-intensive growth model: polluted air, water stress and climate change-induced weather events. Clearly, as India moves ahead urbanising at a rapid pace, building the nearly 70 per cent of its yet unbuilt infrastructure, increasing its manufacturing base, creating jobs in the non-agricultural and mining sectors, it will need to transition to production and consumption systems that are sustainable, produce less waste and use resources and products more efficiently and in a manner that they can be reused, remanufactured, recycled or recovered. It is clear that India cannot afford to adopt the growth models that have underpinned the rise of developed industrialised economies and developing economies such as China.

**Climate change is about rising temperatures, shifting precipitation patterns, extreme weather events.**

**It is also much more. It is about changing the way we consume and produce. It is about creating more sustainable economies. And for a country such as India, filling the backlog of development in a climate constrained world poses a real and immediate challenge.**

For India to bridge the developmental gap of its people and ensure sustained economic growth, it will have to go beyond the four corners of its international climate change and sustainable development commitments. It will require more than swapping coal power plants for solar panels and wind turbines, and switching from fossil fuel-powered internal combustion vehicles to electric vehicles. Slowing down the rate of growth of emissions is important. Equally important for a developing country such as India is the need to build its ability to withstand the changes that a warming earth necessarily imposes—to augment its resilience capabilities and the ability to convert the challenge of climate change into opportunities.


Climate change will require economy-wide transformation. India will need to make dramatic changes across the spectrum—energy, transportation, urban and agriculture systems. It will require investing in human capital, innovation and research and development. This is the moment for India to invest in re-skilling the 500,000 people who depend directly and indirectly on coal mining as the energy mix changes. It must invest in innovations that minimise the social cost of a climate-induced transformation of the economy.

Reducing material and carbon footprint and energy efficiency of production and consumption systems will require higher levels of research and development. Issues like improving the efficiency and productivity of solar

and wind energy capacities so as to truly phase out fossil fuels, developing the support system to change agricultural and cropping systems to alleviate water stress, improve productivity in the face of changing temperature and rainfall patterns. India will need to reconsider its investment decisions so as to build the industries of the future. It requires balancing the needs of the present, the material aspirations of its people with the opportunities of the future.

Climate change is about rising temperatures, shifting precipitation patterns, extreme weather events. It is also much more. It is about changing the way we consume and produce. It is about creating more sustainable economies. And for a country such as India, filling the backlog of development in a climate constrained world poses a real and immediate challenge. However we cannot just grow our way out of this crisis. The path forward must focus on creating wealth that will provide the resilience to deal with the real and physical challenges that a warming earth presents, and to sustain the economic growth that will ensure a better life for all its people. For India, it has to be about creating the capacities to seize the opportunities that the climate crisis presents.

#### Footnotes

1. Central Electricity Authority, February 2019, All India Installed Capacity of Power Stations
2. Central Electricity Authority, 2018b, *National Electricity Plan (Volume I): Generation*
3. Institute for Energy Economics and Financial Analysis, 2018, India on track to meet majority of Paris goals
4. Urmi A. Goswami, 2018, India to achieve climate goals before schedule, *The Economic Times* (<https://economictimes.indiatimes.com/news/politics-and-nation/india-set-to-increase-share-of-renewables-and-reduce-carbo-dioxide-pollution/articleshow/66924213.cms>) 

(E-mail: [urmigowami@timesgroup.com](mailto:urmigowami@timesgroup.com))



**Vaibhava S.**  
Rank 1, IFoS 2017



**Anupam Sharma**  
Rank 2, IFoS 2017



**Vidushi**  
Rank 1, IFoS 2016

**1550+**  
SELECTIONS

**MORE THAN**  
**50%**  
SELECTIONS

IN THE INDIAN  
FOREST SERVICE  
EXAMINATION FOR  
LAST 14 YEARS



**Shaba Alam**  
Rank 1, IFoS 2010



**Vasavi Prakash**  
Rank 1, IFoS 2012



**Kunal Angrish**  
Rank 2, IFoS 2013



**Anshika**  
Rank 1, IFoS 2014



**Abhilasha Singh**  
Rank 2, IFoS 2015

RESULTS OF ZOOLOGY,  
BOTANY, FORESTRY &  
AGRICULTURE  
OPTIONAL SUBJECTS

**85%**

OF ALL IAS & IFOS  
SELECTIONS IN THE LAST  
14 YEARS



**S.G. Sundera Raj**  
Rank 5, IAS 2011



**Arun Thamburaj**  
Rank 6, IAS 2012



**Rachit Raj**  
Rank 3, IAS 2013



**Arvind Singh**  
Rank 10, IAS 2014



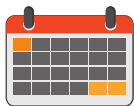
**Yogesh K.**  
Rank 8, IAS 2015

SUCCESS RATIO IN IAS &  
IFOS PRELIMS IN THE  
LAST 3 YEARS

**52%**

## SUMMER SESSION FOR IAS & IFS 2019 AND 2020

Courses with 360 degree planning, expert faculty & examination specific notes.



New batches starting from **14th May 2019**



Please check our website for course specific batch dates.

[www.evolution.co.in/new-session](http://www.evolution.co.in/new-session)



All courses also available ONLINE. Visit:

[www.online.evolution.co.in](http://www.online.evolution.co.in)

**GENERAL STUDIES**

**ZOOLOGY**

**BOTANY**

**AGRICULTURE**

**FORESTRY**

**GEOLOGY**

**evolution**

B11, 2nd Floor, Main Road, Dr. Mukherjee Nagar, DELHI - 9



[www.evolution.co.in](http://www.evolution.co.in)



[info@evolution.co.in](mailto:info@evolution.co.in)



011 - 4709 2329



+91 9810 975937

# SRIRAM's IAS



SHREYANS KUMMAT  
(AIR-4)



KARNATI VARUNREDDY  
(AIR-7)



ATIRAG CHAPLOT  
(AIR-15)



RAHUL JAIN  
(AIR-21)



DEEKSHA JAIN  
(AIR-22)



HIMANSHU NAGPAL  
(AIR-26)



MINAL KARANWAL  
(AIR-35)



LAKSHAY SINGHAL  
(AIR-38)



AGRAWAL AKSHAY SUNIL  
(AIR-43)

## IAS 2020

### General Studies & Optionals Pre-Cum-Main

### Program Commences on

## Old Rajinder Nagar

6th June 2019

## Kamla Nagar

1st August 2019

### Optionals (Only at Rajinder Nagar)

- Anthropology
- Political Science
- Public Administration
- Sociology

### CORE FEATURES

- 10 Months Course
- Senior faculty
- Maximum opportunity for students to interact with the Faculty
- Each part of GS covered in continuous classes, not zigzag
- No dumbering down
- Dedicated Current Affairs Classes - a week every month
- Tests matching UPSC standards
- Exam-orientation
- Subject wise tests

Your chances of success are **BRIGHTER** with SRIRAM's.

### CONTACT US

OLD RAJINDER NAGAR: 22-B, Pusa Road, Bada Bazar Marg, Old Rajinder Nagar, New Delhi-60

DELHI UNIVERSITY NORTH CAMPUS: Plot No. 115, Block-A, Kamla Nagar, Delhi-07

Ph: 011- 42437002, 25825591, 09811489560, 08447273027

sriramsias@gmail.com

www.sriramsias.com

f sriramsias.official



# Forests and Water-Conservation and Sustainable Development

*Savita*

**T**he earth's ecosystems with the services they provide, such as food, water, climate regulation, spiritual fulfillment and the aesthetic environment sustain human life on planet earth (Millennium Ecosystem Assessment, 2005). Streams, rivers and floodplains are among the most dynamic ecosystems on Earth. However, most of these ecosystems have significantly been impaired during the past few decades due to unequal distribution and a sharp rise in global freshwater demand driven by industry. Most of the world's large river-floodplain ecosystems have been altered by human activities.

Water is essential for all life forms. Water connects every aspect of life. Water is the driving force for nature. Freshwater is one of the most important and crucial resources for humanity. Though nearly 70 per cent of the world is covered by water, only about 2.5 per cent of it is freshwater and less than 1 per cent of the freshwater is actually accessible in lakes and rivers. Freshwater has been vital renewable natural resources in the form of rivers, streams, lakes, ponds, groundwater, cave water, springs, floodplains and wetlands (bogs, marshes, and swamps) for sustaining life and establishing civilisations throughout history. Nearly 70 per cent

of the freshwater used by humans goes to agriculture. Technically, today, there is sufficient amount of freshwater on a global scale.

## Water Crisis

Water scarcity is the most critical issue of our lifetime and future generations. The increasing world population, improving living standards, changing consumption patterns and expansion of irrigated agriculture are the main driving forces for the rising global demand for water. Climate change, deforestation, pollution, greenhouse gases and wasteful use may result in insufficient supply. Extensive degradation because of



*Figure 1: Forests-Water Connectivity*

The author is PCCF (Wildlife) and Chief Wildlife Warden, Government of Himachal Pradesh, Shimla.



Figure 2: Mullaperiyar Water Dam

urbanisation has threatened the forests that nurture the water regime in the ground. Similarly, expansion of road network in higher reaches or upstream areas has caused extensive landslides and erosion and has caused irreparable damage to the perennial water streams. These factors have influenced the ecological functioning of the world's major water bodies and in turn destroyed the various freshwater systems. Consequently, about two billion of world's population is going through water stress which is expected to increase with time. In fact, extent of availability of clean water could prove to be the stepping-stone to development. Issues pertaining to water accessibility, quantity and quality are major global concerns. India is no exception as it is home to one-sixth of the world's total population but has only 4 per cent of the water resources sustaining the economy in terms of agriculture, power and biological productivity. Values of per capita surface water availability have continuously declined and in the near future the country is expected to become 'water stressed'. Water crisis will also lead to health crisis, and women unduly while taking away their considerable time from

work, family care and causes loss of economic opportunities.

### Forests, Water and People - Interconnections

Forests, water and people are closely interconnected. The availability and quality of water are increasingly threatened by overuse, misuse and ever-increasing pollution levels. It is scientifically recognised that both quantity and quality of water are strongly influenced by forests. The health of forests and its composition has direct impact on water availability as well as quality which shows the importance of the relationship between forests and water. Forested tracts not only constitute catchment of rivers and their tributaries but often they harbour their headwaters. Water, wetlands and forests are constantly interacting to produce healthy and productive ecosystems. Forests absorb rainfall and snow melt and also slow runoff, reduce soil erosion, improve water infiltration rates, recharge aquifers, thus exhibiting 'sponge effect'. At the same time forests growing along the streams filter pollutants from entering the water. Forests therefore undoubtedly play a critical role in the well-being and proper functioning of

the hydrological cycle. Since, forests are storehouses of biodiversity, these play an equally important role in global cycling of carbon, oxygen and other gases influencing the earth's atmosphere.

Forest cover is one of the many factors which affect climate at the global as well as regional and also local levels. Forests play a significant role in climate mitigation. Climate change is altering forest's role in regulating water flows and influencing the availability of water resources. Therefore, the relationship between forests and water is a critical issue that requires highest priority attention at all levels.

### Forests—Conservation Values

Since time immemorial, importance of forests to humanity has been well recognized. Forests are seen as source of timber, edible products, fuel wood, medicinal plants and habitat to wildlife. As catchment for rivers, they predominantly affect the volume, quality and timing of water flow as well as rates of soil formation or erosion. Forests have been a source of inspiration and are increasingly used for tourism and recreation. Forests not only provide multiple services but they





Figure 3: Shimla Catchment Forest, Reservoir

to Mumbai. Tansa dam is located within Tansa Sanctuary and forested catchment serves as sponge and continues to provide water recharge even after the withdrawal of monsoon.

### Forests Management and Water Conservation

**Forests and varied natural water resources** (surface water and ground water) are complex and dynamic in nature. In India, there has been a long history of management of forests

are perceived to have multiple values which are being recognized by different stakeholders. Forested catchments supply a high proportion of water for domestic, agricultural, industrial and ecological needs in both upstream and downstream areas. The health of our waters is the principal measure of how we live on the land. Water management will not be sustainable unless key ecosystem services that influence availability of water are explicitly considered from the landscape sustainability perspective.

**Tapping Forest Catchment Potential:** A few of the country's pioneer efforts to tap forest catchment potential to augment water supplies to major cities and drier regions are highlighted as below:

- Construction of Mullaperiyar dam on Periyar River in Kerala so as to divert water eastwards to the arid rain shadow region of Madurai under the then Madras Presidency and creating a large lake (26 km<sup>2</sup>). Forests surrounding the lake and the entire lake area now constitute the Periyar Tiger Reserve (PTR). Diverted water augmented the small flow of Vaigai River and brought notable changes in the thirsty area and ensured sustainable livelihoods by way of agriculture production (Figure 2).

- Protection to high altitude oligotrophic lake, Marsar and diverse forests (500 km<sup>2</sup>) in the mid slopes constituting the catchment of Dagwan River so as to ensure clean water supply for the city of Srinagar and J&K.

- Similar initiative was taken to provide ensured water supply to Shimla town during the colonial time.

A small forest patch (10.15 km<sup>2</sup>) located 8 km east of Shimla constituted an important forested catchment with dense Deodar forests and Oak forests was leased to Shimla Municipal Committee in 1878. Ever since, the water supply to Shimla town is from the catchment forests.

The forest was declared a Protected Forest and finally notified as Shimla Water Catchment Wildlife Sanctuary (Figure 3).

- Likewise, the water distribution system in Mumbai metropolis is more than 150 years old. Water is brought into the metropolis from various reservoirs. Tansa dam on Tansa River in Thane district was opened in 1892. Before Independence, Tansa was the major source and major water pipelines were laid to supply water

as well as adequately documented traditional systems of water harvesting and water use, practiced in drylands.

**Policy and Legal Framework:** Management of Indian forests commenced way back in 1860s with the establishment of forest reserves, law enforcement and initiation of silviculture-based forest working. State Forest Department(s) and trained manpower were created. SFDs are the custodian of forests and wildlife. The Constitution of India-Article 48A provides a clear mandate of the State to protect the environment. Forests and the protection of wildlife fall within the Concurrent List. The Environment (Protection) Act, 1986 is the umbrella legislation for the protection of all aspects of the environment. The issue of pollution and water quality falls primarily under the Water (Prevention and Control of Pollution) Act, 1974. The Indian Forest Act, 1927, and the Forest (Conservation) Act, 1980 are the primary legislations governing forests; while the Wild Life (Protection) Act, 1972 and the Biological Diversity Act, 2002 are significant from the perspective of biodiversity, intellectual property right, and access and benefit sharing.

**Paradigm Shift:** Newer approaches focus on the ecosystem management,





Figure 4: Tansa Sanctuary and forested catchment

biodiversity, participatory management, sustainable livelihoods, maintenance of ecosystem services and banning green felling ultimately aiming to achieve target of 33 per cent forest cover in the country and also to fulfil the global commitments alongside addressing national priorities and local needs. Presently, about 25 per cent of country's geographical area is covered under diverse forests including 'Trees Outside Forests'. India has established an impressive network of protected areas and presently PAs (Protected Areas) represent nearly 5 per cent area of the country. Prominent country-wide activities carried out under various programmes/ have contributed immensely. Several national level institutions dealing with forestry/ wildlife research, education and training, have been established for capacity building.

**Conservation of Water Resources:** In the federal scheme of the Indian Constitution, regulation and development of inter-state rivers falls within the legislative competence of the Union Government. States have the legislative competence over water supplies, irrigation and canals, drainage and water storage. States also have the power over issues relating to land and land use. Post-

independence the country has realised the priority need for developing water resources, particularly in drier zones for expansion of agriculture and realization of national goals of self sufficiency in food production. A large number of irrigation projects were implemented. As a result, numerous multipurpose dams, reservoirs, canals and ponds came into existence. Water supply was also enhanced tapping ground water resources. There has been a notable growth in number of water sources. India has nearly 2/3rd area under rainfed agriculture and considering limitations on expanding irrigation potential, the country decided to adopt and implement watershed management approach to augment water supply in rainfed areas. Over past decades, country has gained considerable experience in execution of integrated watershed management programmes (IWMP).

### Contribution to the Sustainable Development

Past experiences have amply illustrated that forests provide the cleanest and most stable flows of surface water and groundwater recharge among all land uses. Flow amount, quality and timing can be

altered by forest management; flows can increase or decrease depending upon post disturbance successional patterns. These findings appropriately indicate linkages between forests and freshwater ecosystems. Both ecosystems significantly contribute towards UN Agenda on Sustainable Development Goals which reflect complex and interrelated nature of social, economic and ecological well-being parameters. In recent past, India has directed its development pathway to meet its priorities of food, water and energy security; economic growth; disaster resilience and poverty alleviation while maintaining the natural capital and adopt transparent and robust governance along democratic lines. SDGs related to water (SDG 6) and land (SDG15) explicitly acknowledge the linkages between forests and water. Further, SDG 6 and SDG 15 have strong interconnections with targets of other SDGs and thus, approaches adopted towards ecosystem management, sustainable forest management, biodiversity conservation, effective and efficient use of water resources would not only contribute to other SDGs but would ensure sustainable overall development and fulfilment of global commitments. □

(E-mail: savvysavita@hotmail.com)

# PHILOSOPHY

- Helpful in G.S. (Paper-IV) & Essay Paper
- Concise Syllabus
- No need of academic background of the subject
- Logical in Nature
- Updated meticulously designed material with new approach to write UPSC questions in limited words.
- Mind maps and flow chart through diagram also helps for better understanding.

Except a couple of students all selected students with Philosophy Optional (Eng. or Hindi Med.) are trained by 'PATANJALI'

**NEW BATCH**

**11**

**June**

**5:30 PM**

**Emphasis on quality and timely coverage of the entire syllabus**  
**A Tradition of Excellent Results, incredible Performance Year after Year**

**Excellent Results in Civil Services Examination (CSE) 2018-19**



**GARIMA AGRAWAL**

**AIR 40**



**VEER PRATAP SINGH RANK 92**



**JASLEEN KAUR RANK 152**



**SIDHARTH GOYAL RANK 163**



**SIDDHARTHA NAHAR RANK 182**



**SINGHVI RONAK KUNDANMAL RANK 202**



**SHAIKH MDHD ZAIB ZAKIR RANK 225**

*Dharmendra sir's lucid way of teaching, explaining structured way of answers writing and manjesh sir's political philosophy examples made this optional very interesting for me*



**ALOK KUMAR TIWARI RANK 332**



**HARI SHANKAR RANK 428**



**ANUJ PRATAP SINGH RANK 441**



**NAVEEN TANWAR RANK 484**



**RAJENDRA CHAUDHARY RANK 590**




**SUDHAMBIKA R. RANK 624**



**CHANDER-SHEKHAR MEENA RANK 655**



**SACHIN KUMAR RANK 669**



**DIVESH SHASHNI RANK 686**



**JAISH KUMAR RANK 703**



**AMAN PRAKASH MEENA RANK 724**

**and many more**

**ADMISSION OPEN**

**First Come First Serve Basis (Limited Seats)**

**ETHICS**

**Integrity & Aptitude**

**PAPER IV**

**22 Days Classroom Programme**

**MAINS TEST SERIES**

Philosophy Mains Test Series Programme is designed while keeping in mind the trend of the past few years. The question papers thus set are evaluated by reputed domain experts who have unparalleled experience of UPSC examinations. Detailed explanation of the answers is provided in the form of in-depth discussion sessions by Dharmendra Sir.

**First Test Free**

**16 June**

**PATANJALI IAS**

**Address: UNIQUE SHIKSHA, 2<sup>nd</sup> Floor, 32 B Pusha Road, Opposite Metro Pillar No. 122, KAROL BAGH, New Delhi. Ph: 9810172345, 9811583851**

YE-1098/2018



## About Our Books

### ASIATIC LION: Reviving the Pride of Gir

Details: This is about the conservation story of reviving the almost extinct lions of Gir.

**Author: H. S. Singh**

ISBN- 978-81-230-2985-6

PDBN- F&F-ENG-OP-149-2018-19


Price- Rs 1250/-

Hailed all over the world as the 'king of the jungle', the lion has always captured the human imagination and fascination in various capacities. *Asiatic Lion - Reviving the Pride of Gir* brings together rare insights, information on flora and fauna, historical records and ancient literature into an interesting account of the history of origin, evolution and escape of the Asiatic lion from extinction in the previous century. One of the most renowned Wildlife Sanctuaries of India, Gir is the only natural habitat of the Asiatic Lion. This informative and engaging read is the result of a lifelong study and unique first-hand experience of Dr. H.S. Singh, former Principal Chief Conservator of Forests, and therefore it brings a perspective that has been long-awaited. The author has also shared interesting observations and pictures from his personal collection, making it an informative and enlightening journey for the readers.

The book, therefore, is an important and valuable resource covering various aspects of the lion's lifecycle, such as social behaviour, breeding ecology, physical attributes, habits and habitats, hunting behaviour, feeding patterns, prey base and predation pattern, along with the ecology of Gir and other animals who share the habitat, like the Chowsingha (the world's only four horned antelope), Sambar (Indian Deer), Striped Hyena, Magar (Marsh Crocodile), Indian Fox, among others. The book encompasses a range of aspects regarding the conservation story of Gir Forests highlighting the labour, compassion and hard work rendered by the forest officials. Conservation efforts undertaken in the Gir forest and for the Asiatic lion during the last five decades has made Gir one of the best managed Protected Areas in the world. However, as discussed in the book by the author, the fate of this majestic animal in the new millennium depends on how human beings respect and treat this majestic feline.

Publications Division of the Ministry of Information and Broadcasting has brought out this book. It is available at Book Gallery, Publications Division, Soochana Bhawan, CGO Complex, New Delhi.

Email at: [businesswng@gmail.com](mailto:businesswng@gmail.com) to order your copy.



## General Studies Programmes 2020

**General studies FOUNDATION Course 2020-21  
(Prelims and Mains Examination)**

**General Studies Mains ANSWER WRITING Programme: JUNE 2019  
(ONLINE & OFFLINE)**

**General Studies Mains Test Series Programme: JUNE 2019**

**ESSAY Programme (By Himanshu Sir): June 2019 NEW**

### Geography (opt.) Correspondence/Distance Programme

- Introductory video of each Topic will be provided
- Test and Discussion video will be provided

### GEOGRAPHY (OPT.) CLASSROOM PROGRAM

**Batch Begins: MAY 2019**









































**by HIMANSHU SHARMA**

### GEOGRAPHY (OPT.) 500+ Program

**Batch Begins: JUNE 2019**

**by HIMANSHU SHARMA**

#### 40+ SUCCESSFUL STUDENTS OF CSE 2018

 <b>MOHD ABDUL SHAHID</b> <b>AIR 57</b>	 <b>GIRDHAR</b> <b>AIR 61</b>	 <b>BHAWNA</b> <b>AIR 68</b>	 <b>SHIVANSH AWASTHI</b> <b>AIR 77</b>	 <b>RAHUL JAIN</b> <b>AIR 87</b>	 <b>DHRUV MITTAL</b> <b>AIR 99</b>	 <b>JISHNU J RAJU</b> <b>AIR 132</b>	 <b>AJAY JAIN</b> <b>AIR 141</b>				
 <b>SHAFIQAT ANNA</b> <b>AIR 186</b>	 <b>SAGAR JAIN</b> <b>AIR 160</b>	 <b>MANISH CHOUDHARY</b> <b>AIR 205</b>	 <b>KALE AMIT HARUTIRAO</b> <b>AIR 212</b>	 <b>NIKETA ROHATGI</b> <b>AIR 221</b>	 <b>ABHISHEK KUMAR</b> <b>AIR 243</b>	 <b>SIDDHARTH DIAPOLA</b> <b>AIR 255</b>	 <b>INDERVEER SINGH</b> <b>AIR 259</b>	 <b>GAURAV GUNJAN</b> <b>AIR 262</b>	 <b>S RISHI RACHAV</b> <b>AIR 281</b>	 <b>VASUDHA SERRAHAT</b> <b>AIR 310</b>	
 <b>ASVIN CHANDRU A</b> <b>AIR 327</b>	 <b>SHIVA AGGARWAL</b> <b>AIR 342</b>	 <b>PRANAV KUMAR TIWARI</b> <b>AIR 343</b>	 <b>SAURABH MISHRA</b> <b>AIR 357</b>	 <b>BHUMIKA KAUSHIK</b> <b>AIR 395</b>	 <b>ANMOL SAGAR</b> <b>AIR 414</b>	 <b>SARVESH PANWAR</b> <b>AIR 460</b>	 <b>SHIVANSHU RAJPUT</b> <b>AIR 463</b>	 <b>ASHISH GANGWAR</b> <b>AIR 519</b>	 <b>ISALWAR GAURAV</b> <b>AIR 528</b>	 <b>FAISAL KHAN</b> <b>AIR 546</b>	 <b>HEMANT KUMAR</b> <b>AIR 532</b>
 <b>DIN PRAKASH JATI</b> <b>AIR 563</b>	 <b>K BALAJI</b> <b>AIR 591</b>	 <b>YOGESH KUMAR PATEL</b> <b>AIR 592</b>	 <b>DHARA PRAMANO PRAVIN</b> <b>AIR 615</b>	 <b>RATNA SINGH</b> <b>AIR 617</b>	 <b>BAKSH KUMAR SAHOO</b> <b>AIR 627</b>	 <b>HIMANSHU NIGAM</b> <b>AIR 670</b>	 <b>ANOO P MEENA</b> <b>AIR 731</b>	 <b>PANKAJ KUMAR</b> <b>AIR 756</b>	<b>And still Counting</b>		

 <b>AIR 5</b> <b>PRATHAM KAUSHIK</b>	 <b>AIR 25</b> <b>SAAD MIYA KHAN</b>	 <b>AIR 109</b> <b>DHRUV MISHRA</b>	 <b>AIR - 387</b> <b>SHEKHAR ANAND</b>	 <b>AIR - 411</b> <b>SAI KIRAN D N</b>
-------------------------------------------------------------------------------------------------------------------------------	-------------------------------------------------------------------------------------------------------------------------------	------------------------------------------------------------------------------------------------------------------------------	---------------------------------------------------------------------------------------------------------------------------------	---------------------------------------------------------------------------------------------------------------------------------

**25+ SUCCESSFUL STUDENTS  
CSE 2017**

**011-45586829  
9718793363  
9540226688**

**OFFICE: 111, 1st Floor, 4-B, Grover Chamber, Pusa Road,  
Opp. Pillar No. 109, Karol Bagh Metro Station, New Delhi-5  
www.guidanceias.com**



## PUBLICATIONS DIVISION COMMEMORATES 100 YEARS OF THE JALLIANWALA BAGH MASSACRE

A special programme titled “Yaad Karo Qurbani” was organised by Publications Division, in collaboration with Indira Gandhi National Centre for the Arts (IGNCA), New Delhi on April 15, 2019 to commemorate 100 years of the Jallianwala Bagh massacre. Professor Chaman Lal, an eminent writer and a specialist in Modern Indian History, Dr. Sachchidanand Joshi, Member Secretary, IGNCA, Director General, Publications Division and Additional Director General, Publications Division were among the dignitaries present.



Speaking on the occasion, Professor Chaman Lal spoke about the brutalities of the massacre and the events that unfolded after it, which led to a united struggle by the people. Dr. Sachchidanand Joshi urged the youth to take inspiration from the freedom fighters and work hard for the progress of the nation.

Students from three schools in Delhi presented various interesting performances on the occasion. Students of Kendriya Vidyalaya, Pragati Vihar performed a skit and read letters of freedom fighters, viz.

Bhagat Singh, Chandrashekhara Azad, Subhash Chandra Bose, and others, from the book “Yaad Kar Lena Kabhi: Shaheedon ke Khat” brought out by Publications Division. This book has been translated into other Indian languages, i.e. Malayalam, Tamil, Odiya and Urdu. These translated books were also released on this occasion. Students from Kendriya Vidyalaya, President’s Estate and Jawahar Bal Bhawan, Mandi, recited poems from “Zaptshuda Taraane”, published by DPD, which is a collection of poems written by martyrs and freedom fighters which were confiscated by the colonial government.

Continuing the remembrance, Publications Division and IGNCA also organised a book reading and discussion session by eminent authors, Professor Chaman Lal and Ms. Kishwar Desai, on April 16, 2019 at the IGNCA auditorium where they read excerpts from their books, out of which “Shaheed Bhagat Singh: Dastavezon Ke Aaine Me” by Prof. Chaman Lal, is also a DPD publication.



Now available E-Version of  
**INDIA 2019** Reference Annual Book

A Comprehensive digest of the country's progress in different fields



To purchase log in to  
play.google.com  
or  
amazon.in

Also more than 350 eBooks available online



For complete list of eBooks please visit: [publicationsdivision.nic.in](http://publicationsdivision.nic.in)



## Publications Division

Ministry of Information & Broadcasting, Government of India

Soochana Bhawan, CGO Complex, Lodhi Road, New Delhi-110003

For placing orders and business queries, please contact:  
011-24367260, 24365610, e-mail:businesswng@gmail.com

Follow us on twitter



@DPD\_India





**Just Released**


**UPKAR'S  
RAILWAY**

**RECRUITMENT BOARD**

**COMPUTER BASED TEST  
(Ist & IInd Stage)**

**NTPC  
Graduate &  
Under Graduate  
Posts**

(Including Previous Years'  
Solved Papers)




Code 1766 ₹ 290.00

**For**

- Junior Clerk-cum-Typist
- Accounts Clerk-cum-Typist
- Trains Clerk
- Commercial-cum-Ticket Clerk
- Traffic Assistant
- Goods Guard
- Senior Commercial-cum-Ticket Clerk
- Senior Clerk-cum-Typist
- Junior Account Assistant-cum-Typist
- Junior/Senior Time Keeper
- Commercial Apprentice
- Station Master etc. Posts



Code 1767 ₹ 335.00



Code 1898 ₹ 230.00

**Hindi Edition**



Code 2400 ₹ 225.00



Code 2197 ₹ 260.00



Code 2198 ₹ 385.00